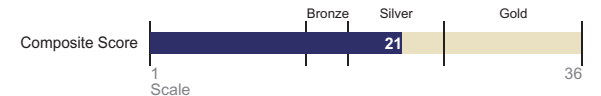


Progress Toward the ACT National Career Readiness Certificate®

This indicator provides an estimate of the ACT National Career Readiness Certificate (ACT NCRC®) that students with this ACT Composite score are likely to obtain. The ACT NCRC is an assessment-based credential that documents foundational work skills important for job success across industries and occupations.



Students with this ACT Composite score are likely to obtain a Silver level on the ACT NCRC.

Information Reported by the Student

College Choice

College Code	9521
Choice	1st

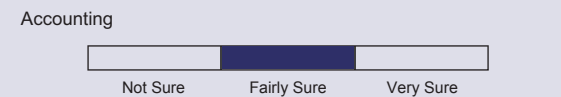
College Selection Items Rank

Type	4th	Public 4-year
Student Body Composition	6th	Co-ed
Location	5th	Colorado
Cost (Maximum Tuition)	2nd	\$2,000
Size	3rd	5,000–10,000
Field of Study	1st	
Other Factor	7th	

High School Information

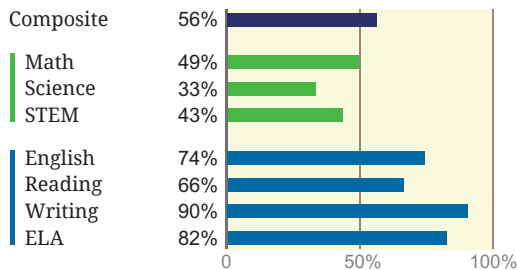
Self-Reported Rank	Top Quarter
Self-Reported GPA	3.0–3.4

Major



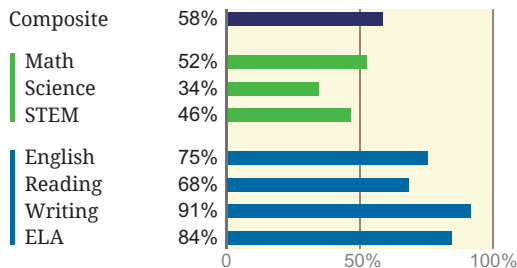
If boxes are not shaded, data was incomplete.

US Rank



Institutional Rank

UNIVERSITY OF OMEGA



Dashes (-) indicate information was not provided or could not be calculated.

Detailed Results

MATH 19	% correct
Preparing for Higher Math	22 of 35 63%
• Number & Quantity	5 of 5 100%
• Algebra	5 of 8 63%
• Functions	6 of 8 75%
• Geometry	4 of 8 50%
• Statistics & Probability	2 of 6 33%
Integrating Essential Skills	11 of 25 44%
Modeling	9 of 22 41%
SCIENCE 18	% correct
Interpretation of Data	9 of 16 56%
Scientific Investigation	7 of 10 70%
Evaluation of Models, Inferences & Experimental Results	5 of 14 36%
STEM: Science, Technology, Engineering, and Math	
ELA: English Language Arts	

ENGLISH 24	% correct
Production of Writing	16 of 23 70%
Knowledge of Language	8 of 12 67%
Conventions of Standard English	29 of 40 73%
READING 23	% correct
Key Ideas & Details	18 of 24 75%
Craft & Structure	6 of 11 55%
Integration of Knowledge & Ideas	3 of 5 60%
Understanding Complex Texts	Proficient
WRITING 08	
Ideas & Analysis	8
Development & Support	8
Organization	9
Language Use & Conventions	8

If the student took the writing test, the essay was scored on a scale of 1 to 6 by two raters in each of the four writing domains. These domains represent essential skills and abilities that are necessary to meet the writing demands of college and career. The domain scores, ranging from 2 to 12, are a sum of the two raters' scores. The writing score is the average of the student's four domain scores rounded to the nearest whole number. To learn more about the writing score, visit www.act.org/the-act/writing-scores.

Information Reported by the Student

High School Information

Year H.S. graduation or equivalent	2018
Size of senior class	200–399
Type of school	Public
Type of program studied	College Prep

Background Information

Racial/Ethnic background	White
Religious preference	Prefer not to respond
English most frequently spoken in home	Yes
Mother/Guardian 1 ed. level	Bachelor's Degree (4 yrs)
Father/Guardian 2 ed. level	Some college, no degree

Subjects Studied	Years	GPA	AP
English	4	3.7	Yes
Math	4	3.1	No
Social Studies	3	3.5	Yes
Natural Sciences	3	2.9	No
Foreign Language			No
Spanish	1		N/A
German	1		N/A
French	0		N/A
Other	0		N/A

Financial Aid Information

Plans to seek financial aid	Yes
Needs help to find work	Yes
Hours per week	11–20

Admissions Enrollment Data

Full-time	Yes
Housing plans	Residence Hall
Citizenship status	Yes
Legal resident of mailing address state	Yes
Physical/Learning disability	No

Extracurricular Activities	High School	College
Instrumental Music	Yes	Yes
Vocal Music	Yes	No
Student Government	Yes	No
Publications	Yes	No
Debate	Yes	Yes
Dramatics	Yes	Yes
Religious Organizations	No	No
Racial/Ethnic Organizations	No	No
Varsity Athletics	Yes	No
Political Organizations	Yes	Yes
Radio/TV	No	No
Fraternity/Sorority/Social	No	No
Service Organizations	No	No

Interests

First-year honors courses	Yes
Independent study	No
ROTC	Yes

Needs Help With

Educational/Occupational plans	Yes
Writing	No
Reading	No
Study skills	No
Math	Yes

Chances of Success at UNIVERSITY OF OMEGA

Overall GPA

Student Group	Chance ≥ B	Chance ≥ C
First-Time Students	49%	83%
Business Admin.	45%	81%
Liberal Arts	46%	86%
Education	57%	88%
Engineering	38%	79%

Specific Course Grade

Course	Chance ≥ B	Chance ≥ C
English Composition	89%	95%
College Algebra	20%	62%
History	67%	87%
Chemistry	11%	39%
Psychology	72%	92%

Chances of success are reported for ACT Research Services participants.

For more information about Chances of Success and how your institution can participate, please visit www.act.org/research.html or email research.services@act.org.