




## STUDENT REPORT

Student Name:	Michael Baldwin	School:	Demo School #1	Course:	Algebra I
QualityCore ID:	100731574	District:	Demo District	Group Name:	Chu Alg I School 1 S1
Teacher:	Chu, Amy	State:	Demo State	Test Date:	2009-11-03

Your QualityCore Score:  <h1>153</h1>  Scale Score Range 125-175	Student scoring at or below your score:	
		Percent
	Number	1% 10 20 30 40 50 60 70 80 90 100
	In Your School	8  33%
In Your District	8  27%	
In Your State	8  27%	

## Your College Readiness

Your Projected Score Range is 18-22

## PLAN Math



Your Estimated PLAN Math score puts you At or Above the College Readiness Benchmark of 19





To learn more about the ACT College Readiness benchmark navigate to <http://www.act.org/standard>.

## How to Improve your College Readiness

- Solve multistep arithmetic problems that involve planning or converting units of measure (e.g., feet per second to miles per hour)
- Calculate the average, given the frequency counts of all the data values
- Work with squares and square roots of numbers
- Identify solutions to simple quadratic equations
- Determine the slope of a line from points or equations
- Evaluate polynomial functions, expressed in function notation, at integer values

## Algebra I Course Standards and Subscores

Subscores -- Points Received / Possible Points

Exploring Expressions, Equations, and Functions in the First Degree	 26 of 28
Exploring Other Nonlinear Equations and Functions	 8 of 12
Exploring Quadratic Equations and Functions	 9 of 14
Number Sense, Operation and Graph Skills	 0 of 16

## Exploring Expressions, Equations, and Functions in the First Degree

- Solve linear equations, inequalities & equations that contain absolute value
- Solve formulas; write & graph linear equations & inequalities from real-world situations; solve problems involving direct & inverse variation
- Write linear equations in standard & slope-intercept forms
- Solve systems of two linear equations
- Using terminology of coordinate plane, graph linear inequalities in one & two variables
- Give domain & range of relations; evaluate functions at given values; determine if graph is a function
- Recognize slope as rate of change; find slope of a line
- Graph linear equations & translate different representations of relations & functions

## Exploring Other Nonlinear Equations and Functions

- Evaluate & manipulate exponential expressions
- Evaluate & manipulate rational expressions
- Evaluate & manipulate radical expressions

## Exploring Quadratic Equations and Functions

- Factor trinomials of the form  $ax^2 + bx + c$
- Solve quadratic equations
- Identify graphs of quadratic functions; understand relationships among factors, zeros, roots, & x-intercepts

## Number Sense, Operation and Graph Skills

- Evaluate & simplify algebraic expressions
- Translate real-world situations into mathematical models
- Add, subtract & multiply monomials & polynomials; factor monomials from a polynomial