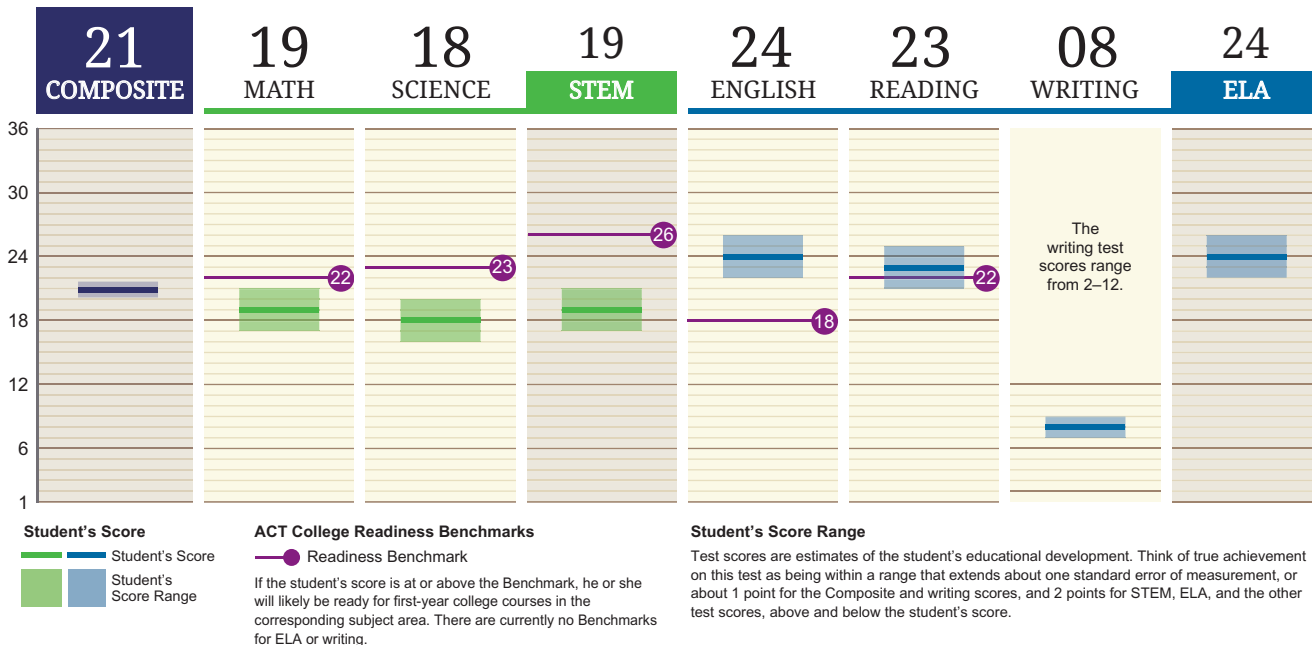




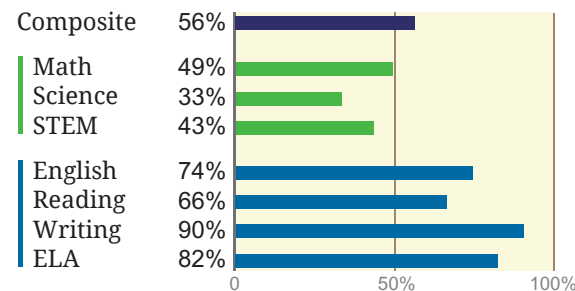
## High School Report



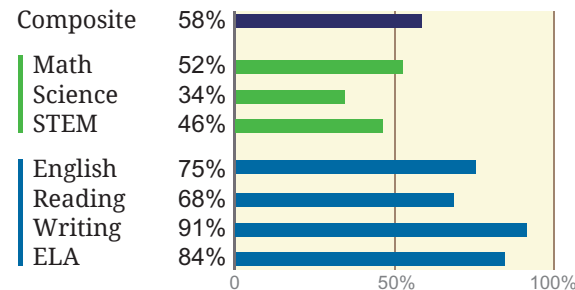
## Ranking Results

The student's ranks tell you the approximate percentages of recent high school graduates in the US and your state who took the ACT® test and received scores that are the same as or lower than the student's scores. For example, a rank of 55 for the student's Composite score means 55% of students earned that Composite score or below.

### US Rank




### State Rank

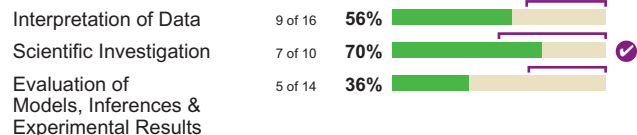


## Detailed Results

### MATH 19



### SCIENCE 18

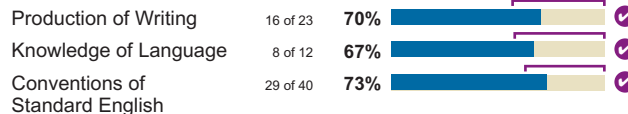


**ACT Composite Score:** ACT math, science, English, and reading test scores and the Composite score range from 1 to 36. For each test, we converted the student's number of correct answers into a score within that range. The student's Composite score is the average of his or her scores on the four subjects rounded to the nearest whole number. If the student left any test completely blank, that score is reported as two dashes and no Composite score is computed.

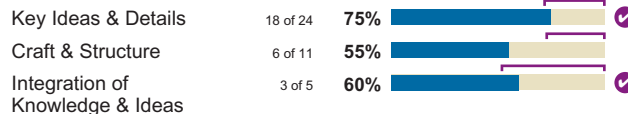
**STEM:** Science, Technology, Engineering, and Math | **ELA:** English Language Arts

**ACT Readiness Range:** This range shows where a student who has met the ACT College Readiness Benchmark on this assessment would typically perform.

### ENGLISH 24



### READING 23



### WRITING 08

**Understanding Complex Texts:** This indicator lets you know if the student is understanding the central meaning of complex texts at a level that is needed to succeed in college courses with higher reading demand.


### WRITING 08

**Ideas & Analysis** 8  
**Development & Support** 8  
**Organization** 9  
**Language Use & Conventions** 8

If the student took the writing test, the essay was scored on a scale of 1 to 6 by two raters in each of the four writing domains. These domains represent essential skills and abilities that are necessary to meet the writing demands of college and career. The domain scores, ranging from 2 to 12, are a sum of the two raters' scores. The writing score is the average of the student's four domain scores rounded to the nearest whole number. To learn more about the writing score, visit [www.act.org/the-act/writing-scores](http://www.act.org/the-act/writing-scores).

## Progress Toward the ACT National Career Readiness Certificate™

Based on the student's ACT Composite score, this indicator provides an early estimate of future achievement on the ACT National Career Readiness Certificate (ACT NCRC®). The ACT NCRC is an assessment-based credential that documents foundational work skills important for job success across industries and occupations. Visit [workforce.act.org/credential](http://workforce.act.org/credential) to learn more.



The student is making progress toward a Gold level on the ACT NCRC.

Dashes (-) indicate information was not provided or could not be calculated.



ANN C TAYLOR  
GRADUATION YEAR: 2018  
TEST DATE: APRIL 2017 | NATIONAL



## High School Report

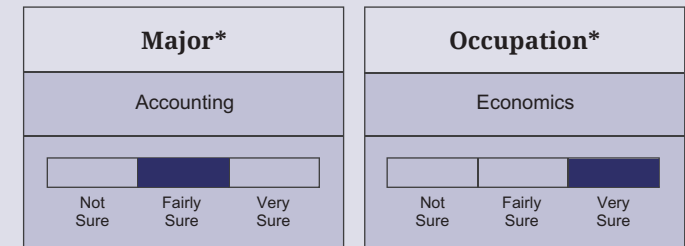
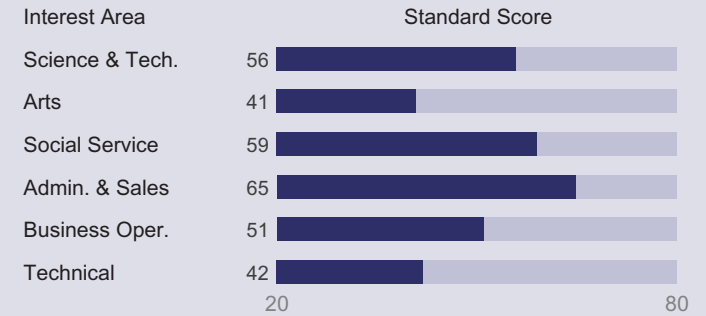
### College Fit

At the student's direction, scores from this test date are being reported to the colleges shown below. College planning information is provided for the choices listed when registered or tested. Check with colleges for recent changes in information. Note: GPA was calculated from the grades the student reported. For more information, see the *ACT User Handbook* at [www.act.org/the-act.html](http://www.act.org/the-act.html).

College Choices	Chance of "B" or Higher GPA based on Composite score and GPA	ACT Composite Scores of the middle 50% of current students	Average High School GPA of current students	Average High School Class Rank of current students	Percentage of First-Year Students Receiving Financial Aid	
					Need	Merit
9521 UNIVERSITY OF OMEGA <small>OMEGA, CO</small>	61%	18-24 	3.26	Majority in Top 50%	67%	20%
9059 ALPHA UNIVERSITY <small>UNIVERSITY CENTER, IA</small>	43%	21-26 	3.38	Majority in Top 50%	85%	27%
8866 BETA COMMUNITY COLL <small>CLARKSTON, CO</small>	72%	16-21 	2.85	Majority in Top 50%	58%	18%
8905 MAGNA COLLEGE <small>MAGNA, OH</small>	56%	21-24 	3.23	Majority in Top 50%	90%	35%
ANN C TAYLOR		21 Composite	3.29 GPA	Top 25% Class Rank		

## Educational and Occupational Plans

### Interest Inventory Scores



### Interest-Major Fit



### Examples of Related Majors

Banking & Financial Support Services  
Business Administration/Mgmt, General  
Finance  
Financial Planning & Services  
Insurance  
Investments & Securities  
Purchasing/Procurement/Contract Mgmt  
Entrepreneurship

### Examples of Related Occupations

Anthropologist  
Criminologist  
Gerontologist  
Historian  
Political Scientist  
Psychologist, Experimental  
Sociologist  
Urban Planner

### Needs Help With\*

Educational/Occupational Plans, Writing, Reading, Study Skills, Math

Remember that [www.actprofile.org](http://www.actprofile.org) can help students focus on careers, majors, and colleges that are right for them. It's **free!**

\* Information provided by the student. If major and occupation boxes are not shaded, data was incomplete.