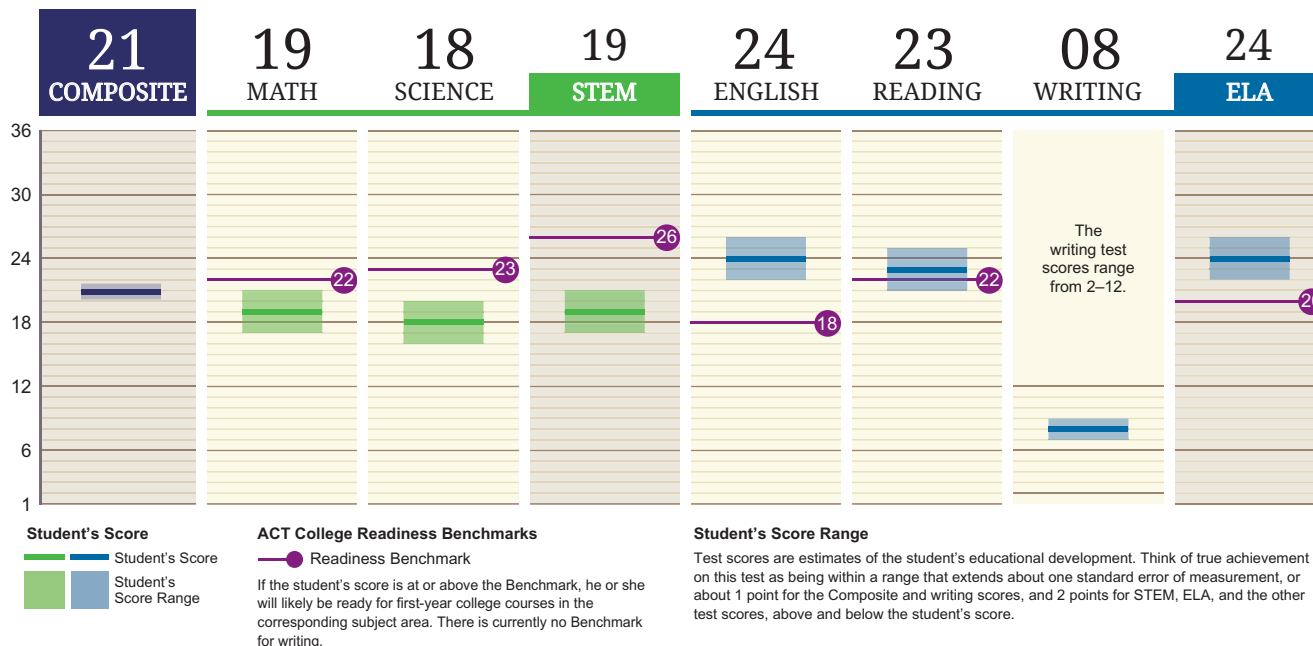




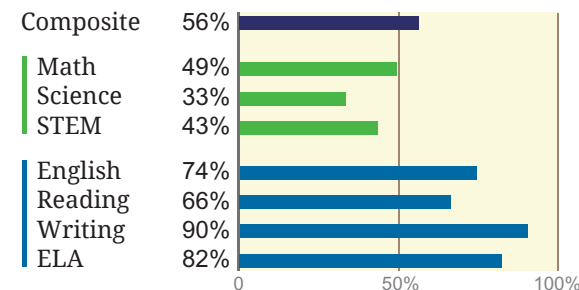
High School Report



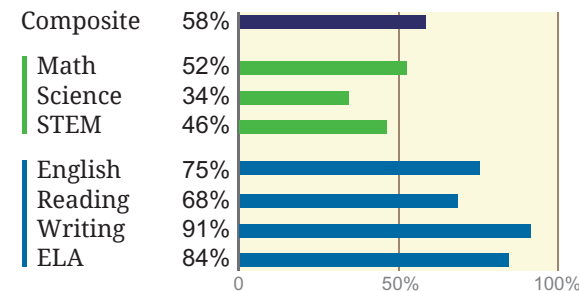
Ranking Results

The student's ranks tell you the approximate percentages of recent high school graduates in the US and your state who took the ACT® test and received scores that are the same as or lower than the student's scores. For example, a rank of 56 for the student's Composite score means 56% of students earned that Composite score or below.

US Rank

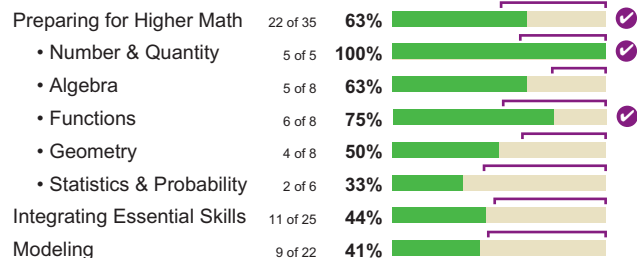


State Rank




Detailed Results

MATH 19



SCIENCE 18




ACT Composite Score: ACT math, science, English, and reading test scores and the Composite score range from 1 to 36. For each test, we converted the student's number of correct answers into a score within that range. The student's Composite score is the average of his or her scores on the four subjects rounded to the nearest whole number. If the student left any test completely blank, that score is reported as two dashes and no Composite score is computed.

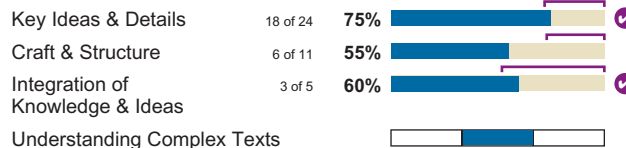
STEM: Science, Technology, Engineering, and Math | **ELA:** English Language Arts

ACT Readiness Range: This range shows where a student who has met the ACT College Readiness Benchmark on this subject test would typically perform.

ENGLISH 24

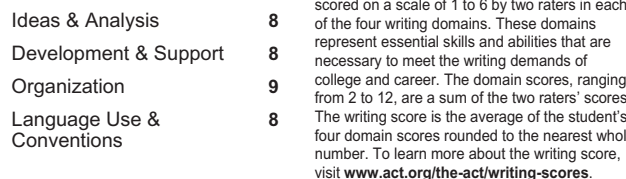


READING 23




Understanding Complex Texts: This indicator lets you know if the student is understanding the central meaning of complex texts at a level that is needed to succeed in college courses with higher reading demand.

WRITING 08



Progress Toward the ACT National Career Readiness Certificate®

This indicator provides an estimate of the ACT National Career Readiness Certificate (ACT NCRC®) that students with this ACT Composite score are likely to obtain. The ACT NCRC is an assessment-based credential that documents foundational work skills important for job success across industries and occupations.



Students with this ACT Composite score are likely to obtain a Silver level on the ACT NCRC.

Dashes (-) indicate information was not provided or could not be calculated.



ANN C TAYLOR
GRADUATION YEAR: 2019
TEST DATE: APRIL 2018



High School Report

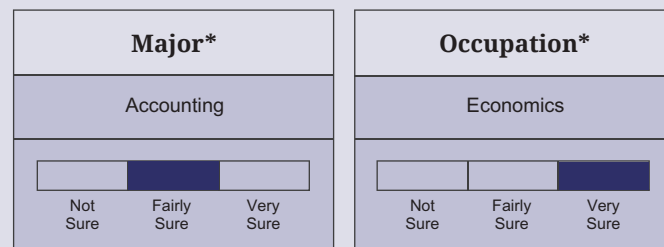
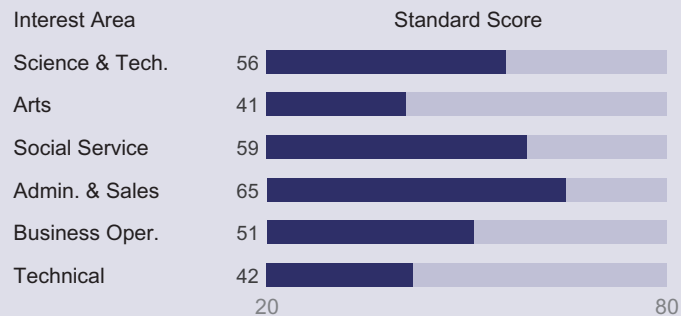
College Fit

At the student's direction, scores from this test date are being reported to the colleges shown below. College planning information is provided for the choices listed when registered or tested. Check with colleges for recent changes in information. Note: GPA was calculated from the grades the student reported. For more information, see the *ACT User Handbook* at www.act.org/the-act.html.

College Choices	Chance of "B" or Higher GPA based on Composite score and GPA	ACT Composite Scores of the middle 50% of current students	Average High School GPA of current students	Average High School Class Rank of current students	Percentage of First-Year Students Receiving Financial Aid	
					Need	Merit
9521 UNIVERSITY OF OMEGA <small>OMEGA, CO</small>	61%	18-24 	3.26	Majority in Top 50%	67%	20%
9059 ALPHA UNIVERSITY <small>UNIVERSITY CENTER, IA</small>	43%	21-26 	3.38	Majority in Top 50%	85%	27%
8866 BETA COMMUNITY COLL <small>CLARKSTON, CO</small>	72%	16-21 	2.85	Majority in Top 50%	58%	18%
8905 MAGNA COLLEGE <small>MAGNA, OH</small>	56%	21-24 	3.23	Majority in Top 50%	90%	35%
ANN C TAYLOR		21 Composite	3.29 GPA	Top 25% Class Rank		

Educational and Occupational Plans

Interest Inventory Scores



Interest-Major Fit



Examples of Related Majors

Banking & Financial Support Services
Business Administration/Mgmt, General
Finance
Financial Planning & Services
Insurance
Investments & Securities
Purchasing/Procurement/Contract Mgmt
Entrepreneurship

Examples of Related Occupations

Anthropologist
Criminologist
Gerontologist
Historian
Political Scientist
Psychologist, Experimental
Sociologist
Urban Planner

Needs Help With*

Educational/Occupational Plans, Writing, Reading, Study Skills, Math

Remember that www.actprofile.org can help students focus on careers, majors, and colleges that are right for them. It's **free!**

* Information provided by the student. If major and occupation boxes are not shaded, data was incomplete.