



# PLAN MEASURE BUILD

**ACT**<sup>®</sup> **COLLEGE & CAREER** | 20  
READINESS WORKSHOP 20


**PLAN FOR SUCCESS. MEASURE PROGRESS. BUILD POTENTIAL.**



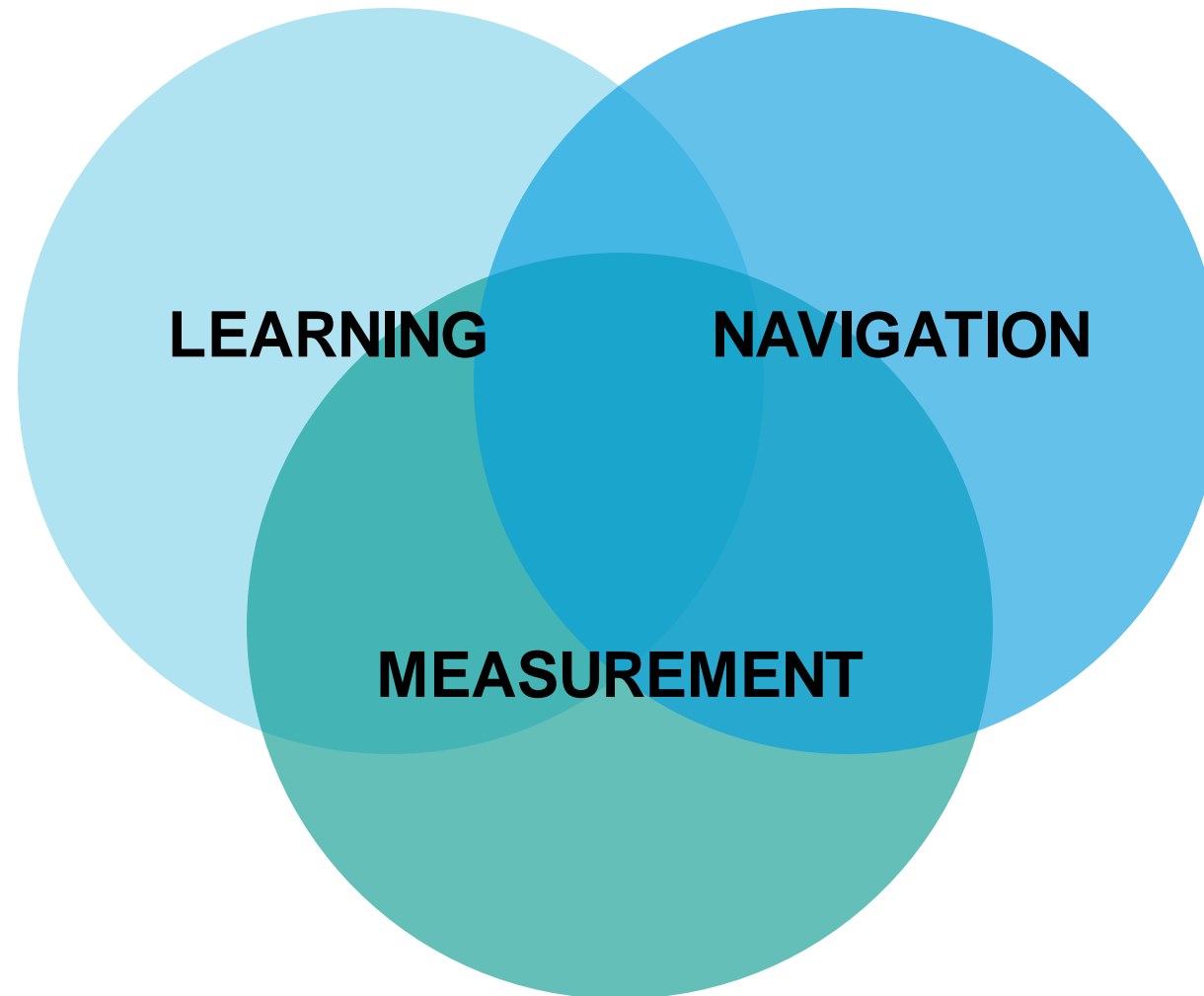
# INTRODUCTION



# About ACT STRATEGIC MODEL

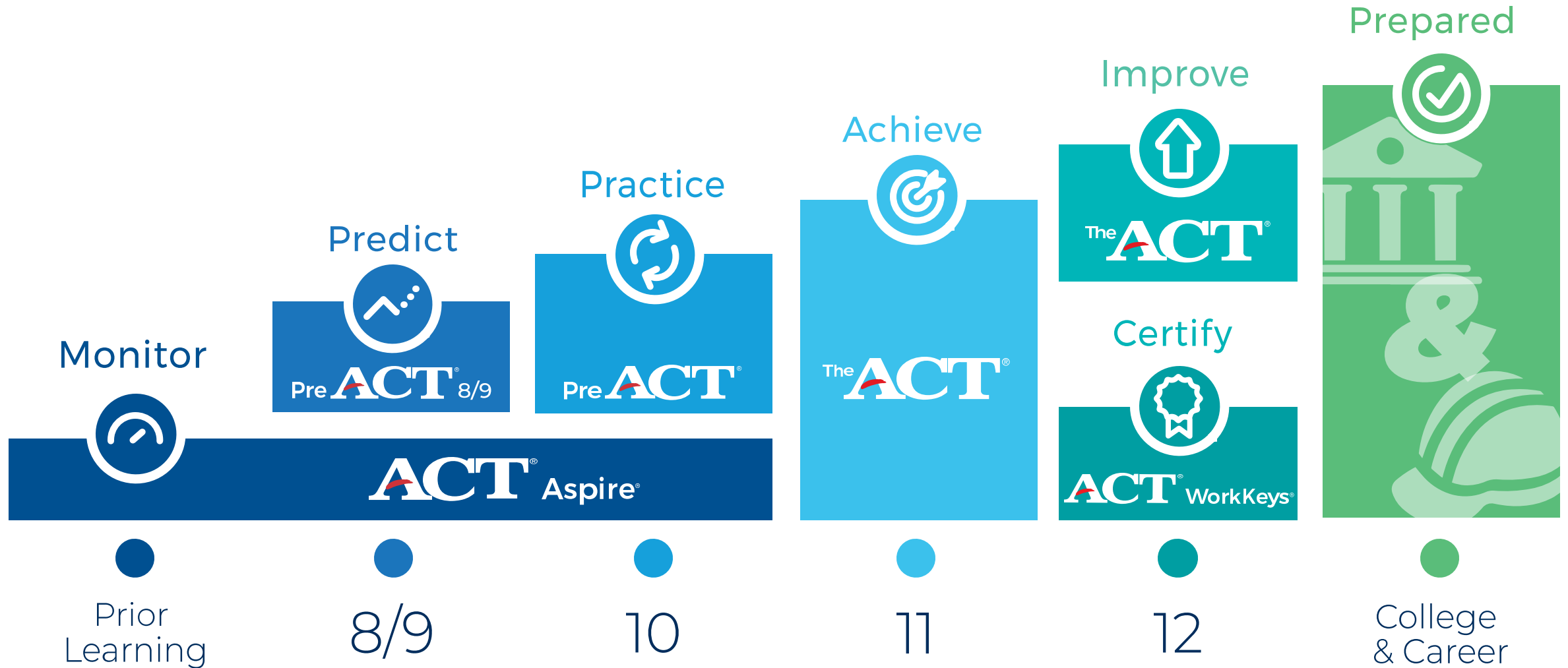



1





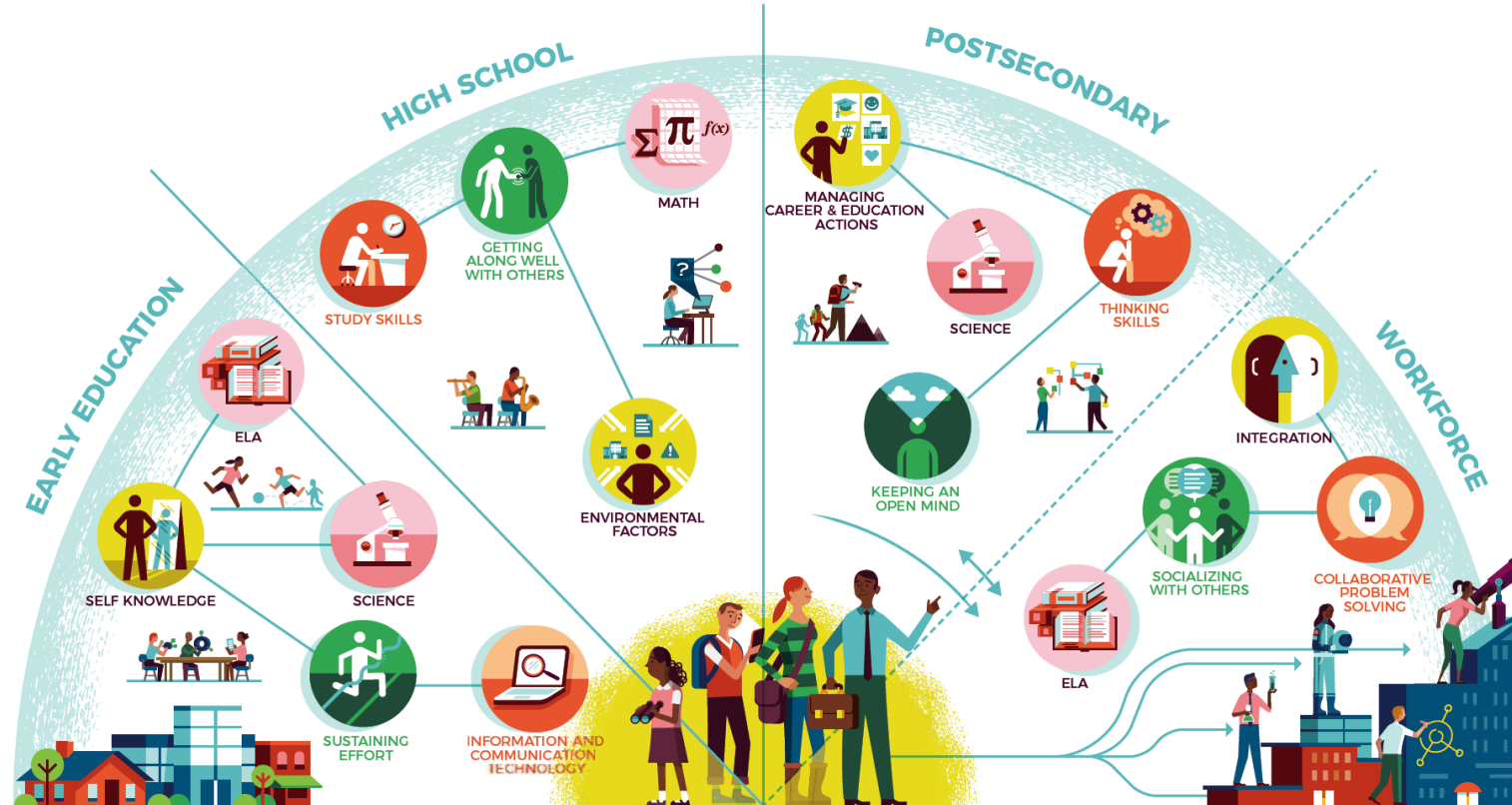
# About ACT



# PLAN, MEASURE, BUILD



# Holistic Framework




The holistic model of education and work success

**CORE ACADEMIC SKILLS**  
English Language Arts  
Mathematics  
Science


**CROSS-CUTTING CAPABILITIES**  
Information and Communication  
Technology  
Collaborative Problem Solving  
Thinking Skills  
Learning Skills

**BEHAVIORAL SKILLS**  
Acting Honestly  
Getting Along Well with Others  
Keeping an Open Mind  
Maintaining Composure  
Socializing with Others  
Sustaining Effort

**EDUCATION & CAREER NAVIGATION**  
Self-Knowledge  
Environmental Factors  
Integration  
Managing Career & Education Actions



# Holistic Framework



4

**CORE  
ACADEMIC  
SKILLS**


**CROSS-  
CUTTING  
CAPABILITIES**

**BEHAVIORAL  
SKILLS**


**EDUCATION  
& CAREER  
NAVIGATION**



# Holistic Framework




4

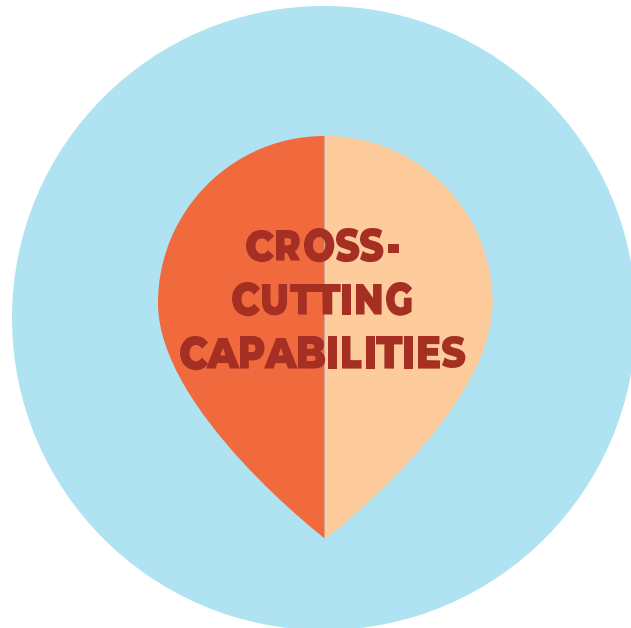


- English Language Arts
- Mathematics
- Science

# Holistic Framework




4



- Technology & Information Literacy
- Collaborative Problem Solving
- Study Skills
- Thinking Skills

# Holistic Framework




4



- Acting Honestly
- Keeping an Open Mind
- Maintaining Composure
- Socializing with Others
- Getting Along with Others
- Sustaining Effort

# Holistic Framework



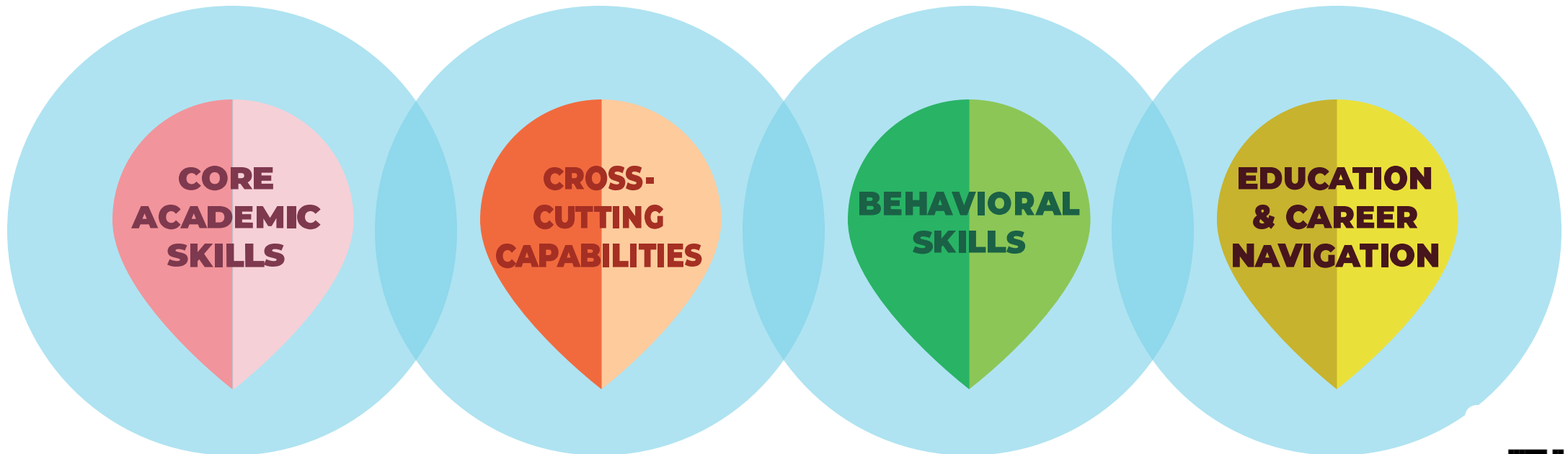

4



- Self-Knowledge
- Environmental Factors
- Integration
- Managing Career & Education Actions




# Holistic Framework



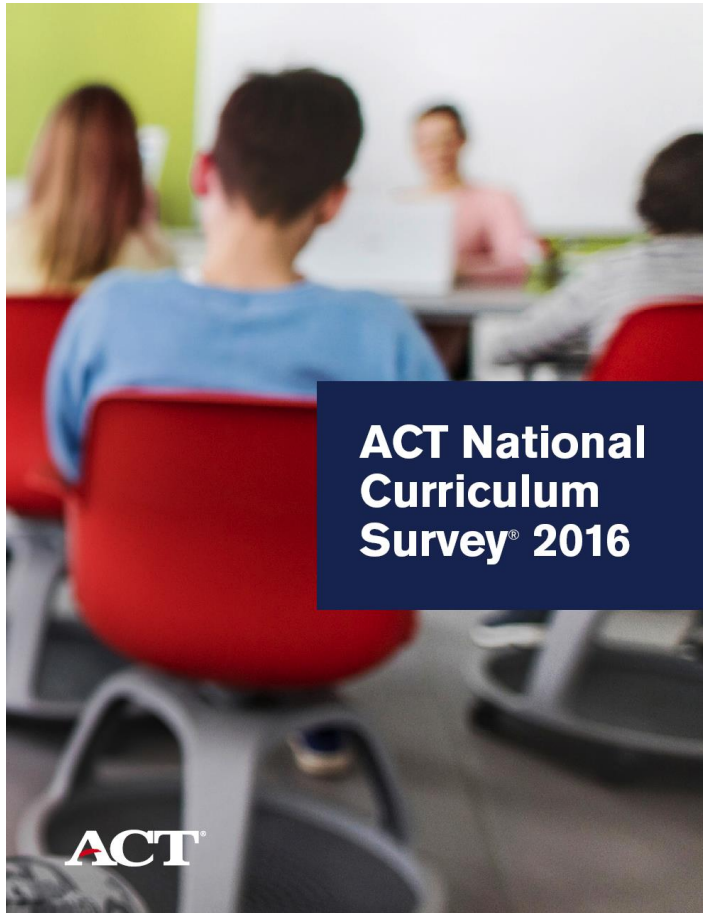
[act.org/holisticframework](https://act.org/holisticframework)



# National Curriculum Survey

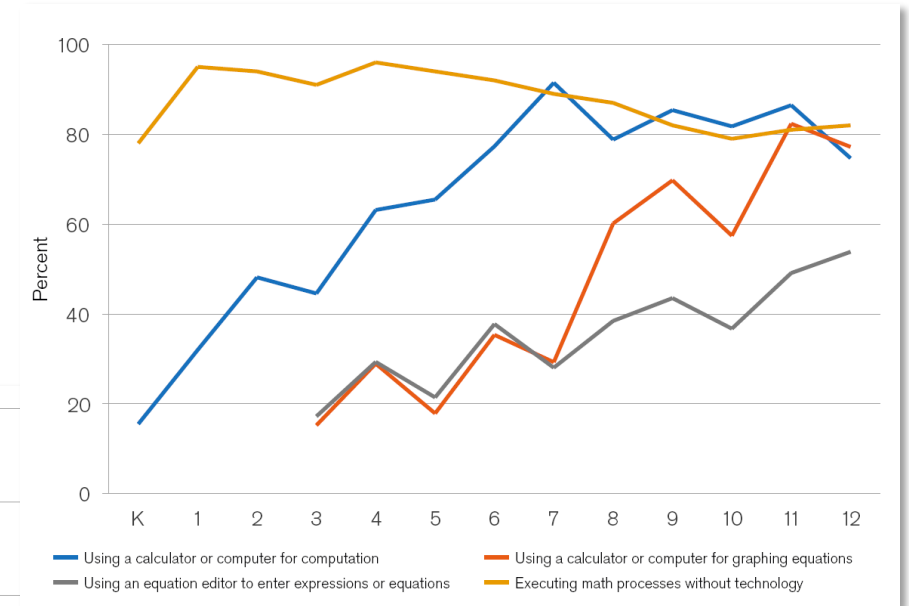
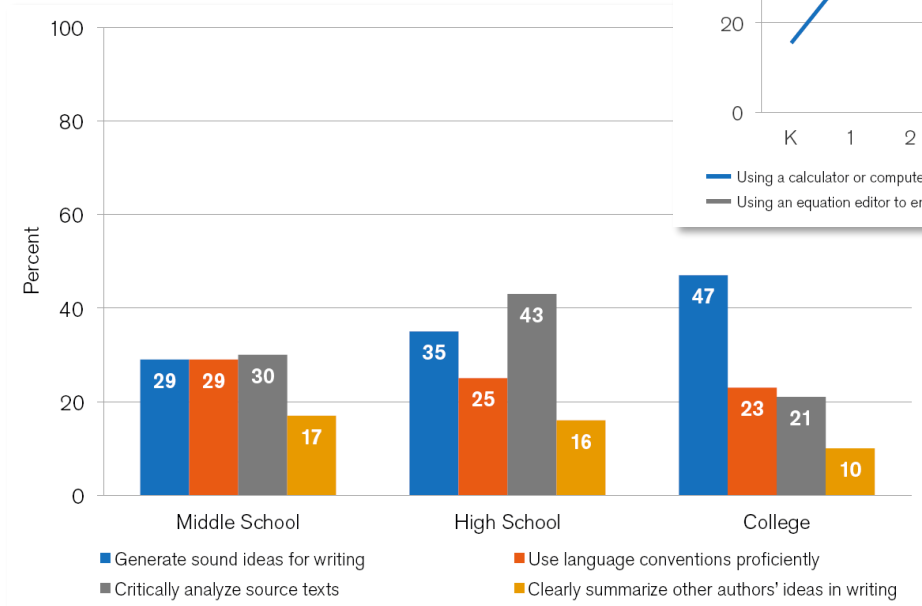


4




**ACT National Curriculum Survey® 2016**

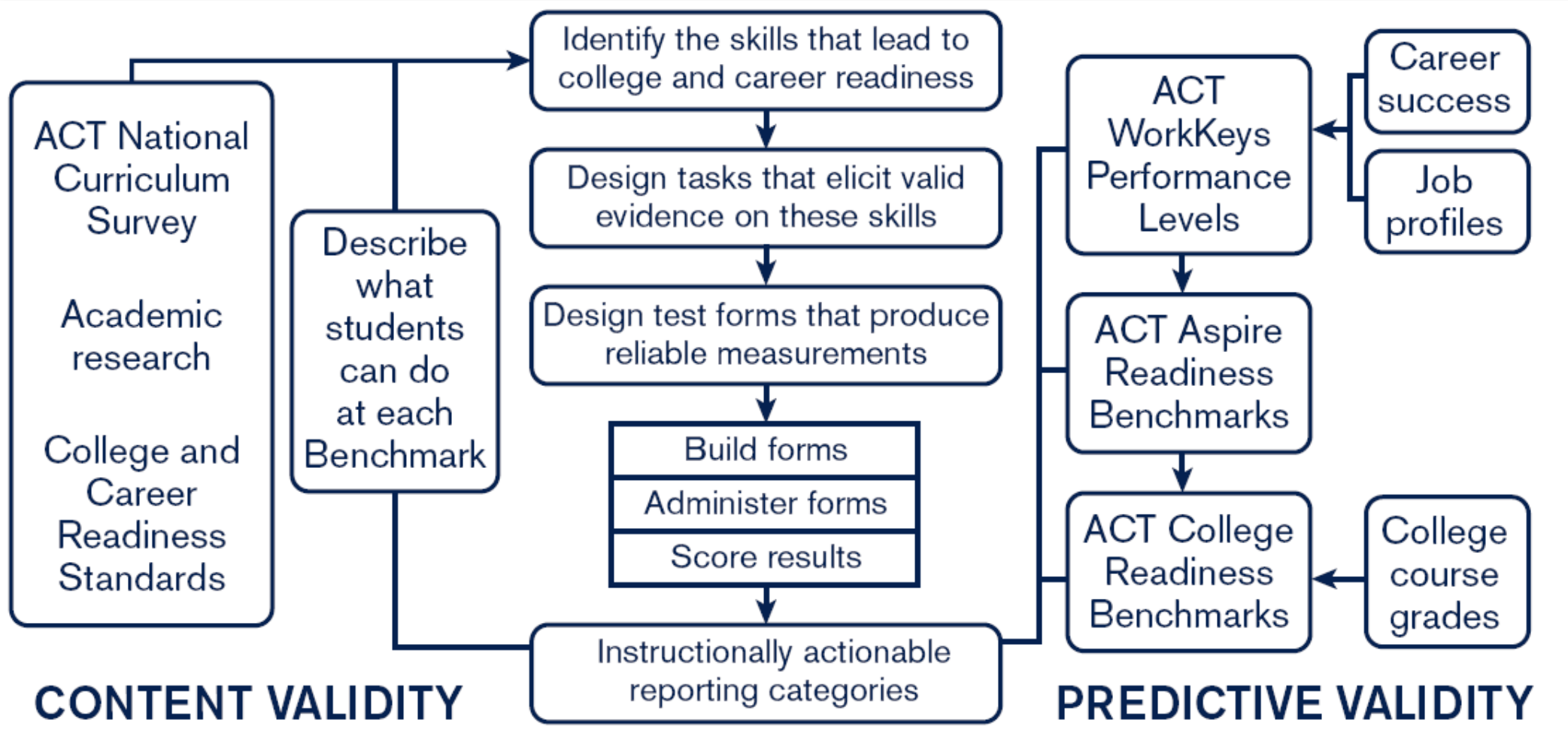
**ACT**




# National Curriculum Survey



4



# College and Career Readiness Focus



6

## COLLEGE AND CAREER READINESS STANDARDS

[act.org/standards](https://act.org/standards)



ACT College & Career Readiness Standards

### ► ENGLISH

These Standards describe what students who score in specific score ranges on the English section of the ACT® college readiness assessment are likely to know and be able to do.



ACT College & Career Readiness Standards

### ► SCIENCE

These Standards describe what students who score in specific score ranges on the science section of the ACT® college readiness assessment are likely to know and be able to do.



ACT College & Career Readiness Standards

### ► WRITING

These Standards describe what students who score in specific score ranges on the writing section of the ACT® college readiness assessment are likely to know and be able to do.



ACT College & Career Readiness Standards

### ► MATHEMATICS

These Standards describe what students who score in specific score ranges on the mathematics section of the ACT® college readiness assessment are likely to know and be able to do.

ACT College & Career Readiness Standards

### ► READING


These Standards describe what students who score in specific score ranges on the reading section of the ACT® college readiness assessment are likely to know and be able to do.

SCORE	Key ideas and details
3-4	I&A 201: Understanding the task and writing with purpose

SCORE RANGE	Ideas and Analysis (I&A)
3-4	I&A 201: Understanding the task and writing with purpose



# College and Career Readiness Focus




6

## COLLEGE AND CAREER READINESS STANDARDS



		18	
16-19	<p><b>TOD 301</b> Delete material because it is obviously irrelevant in terms of the focus of the essay</p> <p><b>TOD 302.</b> Identify the purpose of a word or phrase when the purpose is simple (e.g., identifying a person, defining a basic term, using common descriptive adjectives)</p> <p><b>TOD 303.</b> Determine whether a simple essay has met a straightforward goal</p>		<p><b>THE ACT COLLEGE READINESS BENCHMARK FOR ENGLISH IS 18.</b> Students who achieve this score on the ACT English Test have a 50% likelihood of achieving a B or better in a first-year English Composition course at a typical college. The knowledge and skills highly likely to be demonstrated by students who meet the Benchmark are shaded.</p>





# College and Career Readiness Focus



5

## IDEAS FOR PROGRESS

 INFORMATION FOR 

[Solutions](#) [Research](#) [News & Blog](#) [Contact](#)     [Register/Sign In](#)


[College and Career Readiness](#) [ACT College and Career Readiness Standards](#) [Benchmarks](#)

### English

To enhance their skills in each English-related strand, students who score in the score ranges below on the ACT® college readiness assessment may benefit from activities that encourage them to do the following:

<b>Score Range 1 to 12</b>	
<b>Score Range 13 to 15</b>	
<b>Score Range 16 to 19</b>	
<b>Score Range 20 to 23</b>	

# College and Career Readiness Focus



5


## IDEAS FOR PROGRESS

### Score Range 16 to 19

Production of Writing	Topic Development in Terms of Purpose and Focus	<ul style="list-style-type: none"><li>• read first and final drafts of student essays and discuss what was added or deleted to improve the focus</li><li>• determine the purpose of a word or phrase in model essays</li><li>• read drafts with a partner and discuss how changing specific words or phrases would change each draft's purpose</li></ul>
	Organization, Unity, and Cohesion	<ul style="list-style-type: none"><li>• recognize and experiment with sophisticated organizational structures (e.g., comparison-contrast, cause-effect)</li><li>• revise drafts to replace illogical conjunctive adverbs with more logical ones</li><li>• discuss the most logical place to add specific information in drafts</li><li>• discuss the purpose and the importance of the opening paragraph for directing the rest of the essay</li><li>• practice writing varied conclusions</li></ul>
		<ul style="list-style-type: none"><li>• revise drafts to make writing more concise and precise</li><li>• read model essays closely, and then discuss and imitate how they create different tones and styles</li><li>• learn how to link clauses by writing brief skits in which a</li></ul>



# College and Career Readiness Focus




7

## The **ACT** TEST BENCHMARK

ACT COLLEGE READINESS BENCHMARKS		
Subject	The ACT Test	First Year College Course
English	18	English Composition
Math	22	College Algebra
Reading	22	Social Sciences
Science	23	Biology
ELA	20	English Composition and Social Sciences
STEM	26	Calculus, Chemistry, Biology, Physics, and Engineering

Students who meet a benchmark on the ACT have approximately a **50% chance** of earning a **B or better** and approximately a **75% chance** of earning a **C or better** in the corresponding college course or courses.

# College and Career Readiness Focus




7

## PreACT<sup>®</sup> BENCHMARKS

PREACT COLLEGE READINESS BENCHMARKS			
Subject	In Need Range	On Cusp Range	On Target Range
English	1–11	12–14	15–35
Math	1–16	17–18	19–35
Reading	1–16	17–19	20–35
Science	1–17	18–20	21–35
STEM	1–21	22–23	24–35

# College and Career Readiness Focus



7

## ACT<sup>®</sup> Aspire<sup>®</sup> BENCHMARKS

ACT ASPIRE READINESS BENCHMARKS				
Tested Grade	English	Math	Reading	Science
3	413	413	415	418
4	417	416	417	420
5	419	418	420	422
6	420	420	421	423
7	421	422	423	425
8	422	425	424	427
9	426	428	425	430
10	428	432	428	432



# College and Career Readiness Focus

An illustration of a blue construction crane on the left side of the slide. A person with blonde hair, wearing a light blue shirt and dark pants, stands next to the crane, reaching up with their right arm towards a small blue weight hanging from the crane's cable. The background is a light blue sky with white clouds.

How do I promote  
Education and Career  
Navigation?

How do I know my  
students are College  
and Career Ready?

How do I measure Core  
Academic Skills on a  
continuum?

# PRODUCT BLUEPRINTS



# PRODUCT BLUEPRINTS



The ACT<sup>®</sup> ACT<sup>®</sup> WorkKeys<sup>®</sup>

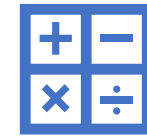
ACT<sup>®</sup> Online Prep

ACT<sup>®</sup> Academy<sup>™</sup> Pre ACT<sup>®</sup> 8/9

ACT<sup>®</sup> Aspire<sup>®</sup> Pre ACT<sup>®</sup>



English



Mathematics



Reading




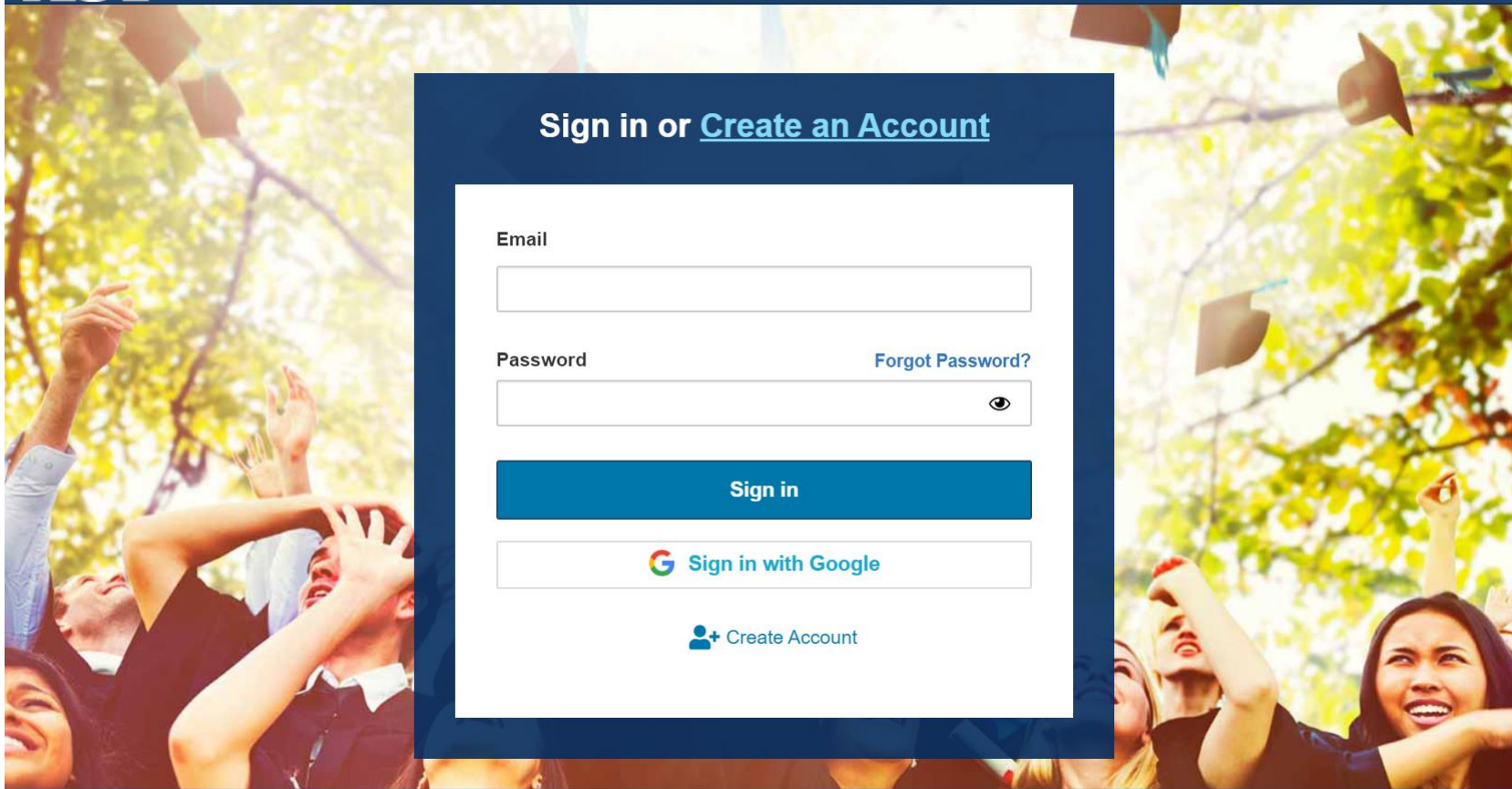
Science



Writing








### Sign in or [Create an Account](#)


Email


Password

[Forgot Password?](#)

Sign in


 Sign in with Google

 Create Account


 **Need help?** Visit [ACT Support](#) or call +1 319-337-1270, M-F 8 a.m. to 8 p.m. CT.



Find test center locations



View and send score reports



Request special testing



Purchase Official ACT Test Prep



Complete inventories



Access frequently asked questions



## Discover Your Path

Tell us your interests and learn more about yourself



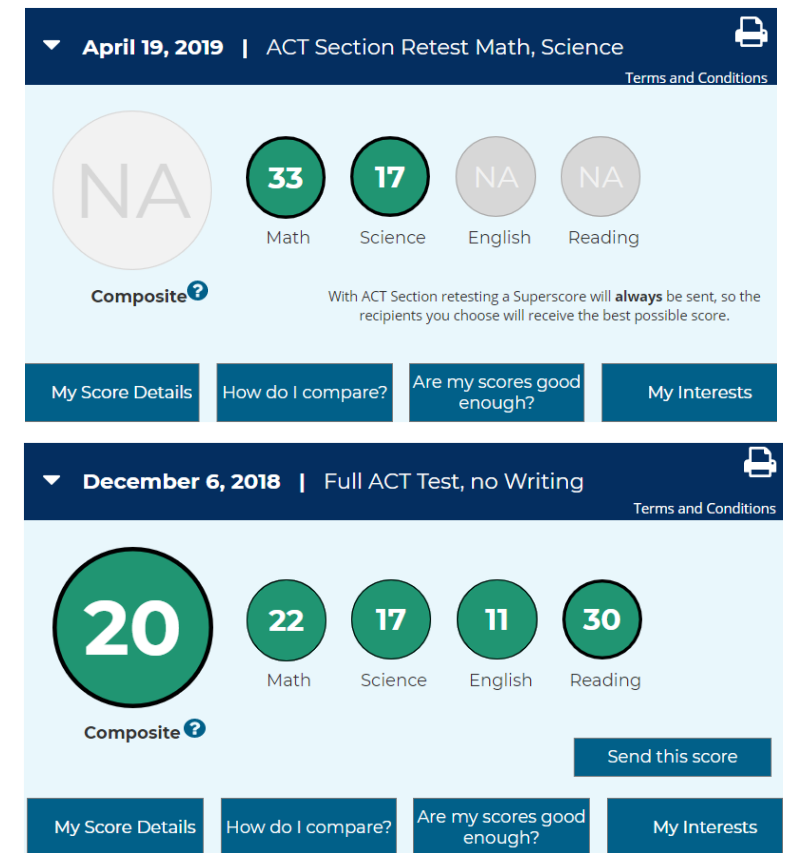
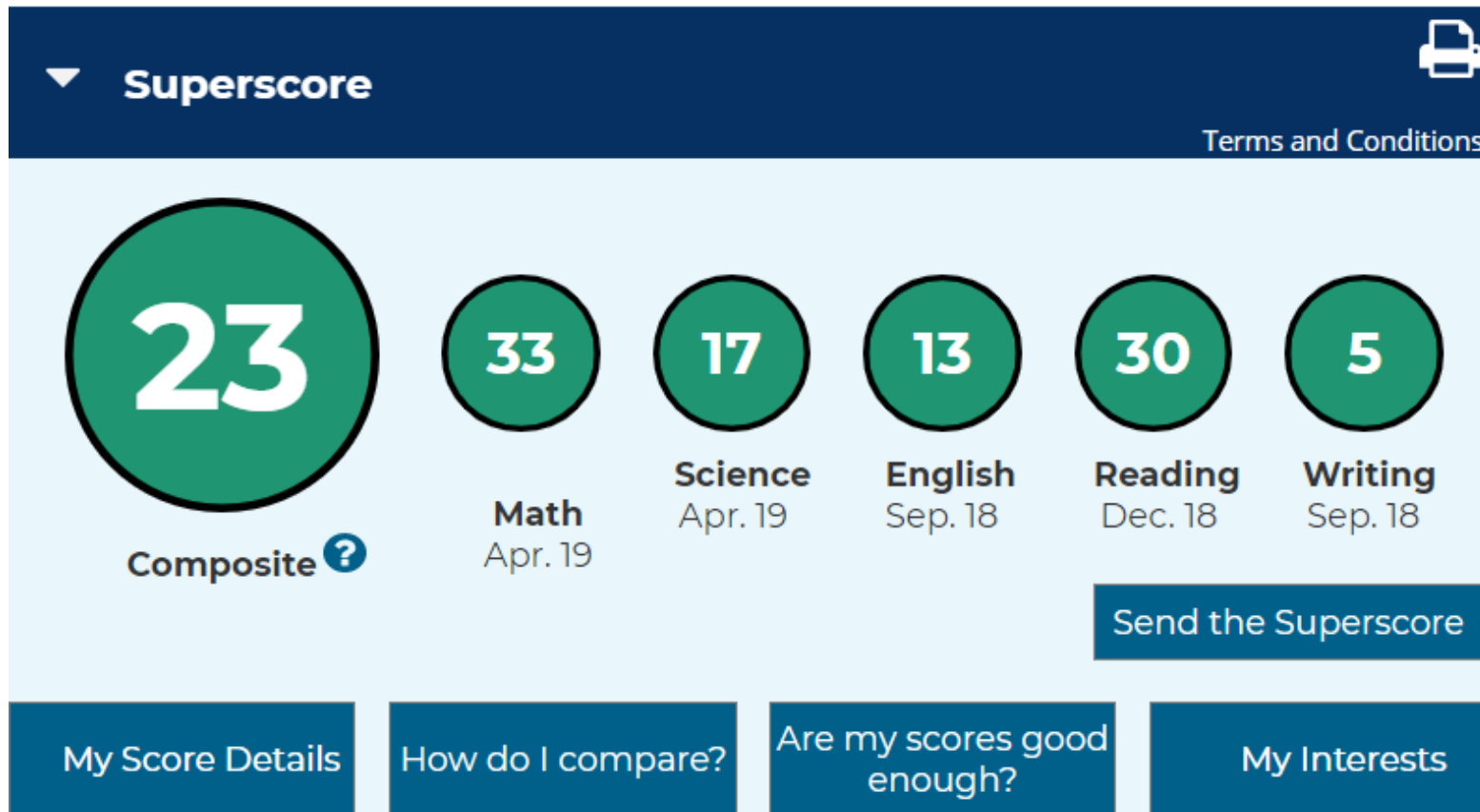
This inventory will help you discover college majors and occupations that fit your interests. The things you like now can give you clues to what occupations you might like in the future.

For each activity don't consider your ability, but instead focus on your interest in them.


Try to choose "indifferent" as little as possible, what you like or don't like will help us understand what might be the best fit for you!

[← Back](#)[Enter my interests →](#)

## Interactive Student Report




# The ACT<sup>®</sup> FEE WAIVERS



17



Available to  
Qualifying Organizations



Increased to Four  
Waivers per Student



Free Test Prep at  
Registration

[act.org/the-act/supportmaterials](https://act.org/the-act/supportmaterials)



# myOptions and myOptions Encourage

•myOptions offers the nation's largest free college and career planning program empowering millions of students, parents, and educators with free technology, college discovery, planning tools, and advice. Our programs are voluntary, and it is our mission to provide them at no cost to any student or school so they may achieve college and career success.



## myOptions: Student Facing

- Website, Web Based App, & Mobile App
- Offers a suite of college and career planning services
- Empowers students with ability to connect with counselors, parents, & mentors.
- Provides “College & Career Knowledge” articles & micro-blogs
- Provides student resources like: FAFSA prep, Student Checklist, etc.
- *We offer a college and career planning platform for students!*




## myOptions Encourage: Educator Platform

- Allows any mentor to connect with a student
- Provides college application management tools: (Sending transcripts to colleges, recommendation letters and other official documents)
- Visualizes student progress and their college planning status.
- Helps track FAFSA status for all your students
- Provides an “At A Glance” view for individual student or entire class; visualizes data via reports
- *We’re building and creating new meaningful interactions between mentors, students & families!*


To learn more about myOptions and join for free: <https://myoptions.org>

# The ACT<sup>®</sup>

## NEW OPTIONS



### Superscoring



### Online Testing




### ACT Section Retesting



### Remote Proctoring



# Superscoring




- Students share best test results for admissions and scholarships
- ACT reports the student's highest composite report along with the superscore



# Superscoring

## CALCULATING SUPERScores




TEST DATE	ENGLISH SCORE	MATH SCORE	READING SCORE	SCIENCE SCORE	COMPOSITE SCORE
APRIL	19	20	23	21	<b>21</b>
JUNE	22	22	20	22	<b>22</b>
SEPT	20	23	21	21	<b>21</b>

TEST DATE	BEST ENGLISH SCORE	BEST MATH SCORE	BEST READING SCORE	BEST SCIENCE SCORE	SUPERScore
COMBINED					

# Superscoring

## CALCULATING SUPERScores



TEST DATE	ENGLISH SCORE	MATH SCORE	READING SCORE	SCIENCE SCORE	COMPOSITE SCORE
APRIL	19	20	23	21	21
JUNE	22	22	20	22	22
SEPT	20	23	21	21	21

TEST DATE	BEST ENGLISH SCORE	BEST MATH SCORE	BEST READING SCORE	BEST SCIENCE SCORE	SUPERScore
COMBINED	22	23	23	22	23

# Faster Results through Online Testing



- Students can choose from Online or Paper testing
- Online scores possible in as few as two business days

## ACT Section Retesting




- Ability to narrow focus on individual section tests
- Chance to revisit content and master content to improve superscore

## Remote Proctoring




- Test from home or another safe location

# The ACT<sup>®</sup> NEW OPTIONS



## Superscoring



## Online Testing



## ACT Section Retesting



## Remote Proctoring




Visit [act.org/morechoices](https://act.org/morechoices) for the most recent updates on the timeline when these options will become available.





# The ACT<sup>®</sup> WRAP UP



10



MORE PREDICTIVE  
EVIDENCE



ACCEPTED BY ALL  
US COLLEGES &  
UNIVERSITIES



SUPERSCORING  
**COMING THIS FALL**

COMING  
SOON



FASTER RESULTS  
WITH ONLINE TESTING




REMOTE  
PROCTORING






SECTION  
RETESTING



# ONLINE REPORTING



11



### Sign In

Sign In or [Create Account](#)

Email

Forgot password?




Password

Sign In


### Welcome

Access your students' ACT scores, trends, and more to help guide their path.

### Resources




Contact Support



### Need help?

[Email us](#), or call +1 319 337 1228, M-F 8:30 a.m. to 5:00 p.m. CT.

[Dashboard](#) [Knowledge](#) [My Account](#)




[Privacy Notice](#) [Report Cheating](#) [Ethics](#)

© 2019, ACT, Inc. [Terms of Use](#)



# ONLINE REPORTING



11

**No cost**

The screenshot shows the ACT Knowledge Hub homepage. At the top is the ACT logo and a search bar. Below are three hero images: a student writing, a graduate, and a student at a laptop. The main content area has three columns: 'Sign In' with a login form, 'Welcome' with a message, and 'Resources' with links to ACT Aspire, Postsecondary, and Online Reporting. A large blue circle with a diagonal line through it is overlaid on the 'Sign In' section. The footer contains the ACT logo, contact information, social media links, and a copyright notice.

ACT Knowledge Hub

Sign In

Welcome

Resources

ACT Aspire Postsecondary Online Reporting

ACT

© 2019 ACT, Inc. Terms of Use

# Interactive Reporting Portal

Easy access  
to reports

Drill-down  
capabilities

Save custom  
reports

Data available  
after each  
National test

Access to  
historical  
data



## Trusted Agents

Full access to Online Reporting, TAA and other Systems at [success.act.org](https://success.act.org)


Can invite users and change access privileges

Established with access code from superintendent or principal





# ONLINE REPORTING



11

# success.act.org

### Sign In

Sign In or [Create Account](#)

Email

Forgot password? [Link](#)

Password

[Sign In](#)

### Helpful Tools

[ACT Test Scores and Reports](#)

[PANext](#)

[Invite New Users](#)

### Resources

[Contact Support](#)

#### Need help?

Email us, or call +1 319 337 1228, M-F 8:30 a.m. to 5:00 p.m. CT.

[Dashboard](#) [Knowledge](#) [My Account](#)

[Privacy Notice](#) [Report Cheating](#) [Ethics](#)

© 2019 ACT, Inc. [Terms of Use](#)





### Helpful Tools



ACT Test Scores and Reports



PANext




Invite New Users



Manage Users



# ONLINE REPORTING



11



Last Name ▼

Please enter at least 4 characters



Help

ML ▼

## ☆ My Reports

[See All ▶](#)

## 📢 Announcements

- School, district, state and national ACT Graduating Class cohort results are not yet available within ...
- High school personnel are an important part of the ACT test security process. A photo ...

[Expand All](#)

Program:

The ACT (All Data) ▼

Roster

Summary


Data Tools

### Student Scores (State)

[Roster View](#)



# ONLINE REPORTING



11




ACT DEMO SCHOOL, 2019-2020

Roster View: The ACT (All Data), ACT DEMO SCHOOL DISTRICT, 2019-2020



ML ▼



ACT ID	Last Name	First Name	MI	Test Date	DOB	Composite	Math	Science	STEM	English	Reading
						Score	Score	Score	Score	Score	Score
-40668572	LName1025231	FName1025231	M	October 2019	12/16/1998	15	16	15	16	11	16
-40670943	LName1025649	FName1025649	M	September 2019	11/24/1998	16	18	12	15	15	17
-40681835	LName1034572	FName1034572	M	December 2019	03/28/2000	16	17	16	17	13	16
-40722163	LName1061446	FName1061446	M	April 2020	11/12/1999	17	16	18	17	16	16
-40722163	LName1061446	FName1061446	M	December 2019	11/12/1999	16	16	21	19	15	13
-40726631	LName1064350	FName1064350	M	October 2019	01/17/1999	17	16	18	17	14	18
-40730448	LName1066253	FName1066253	M	October 2019	12/07/1998	17	20	18	19	15	16
-40775364	LName1095365	FName1095365	M	October 2019	04/10/1999	12	14	10	12	11	13
-40775439	LName1095411	FName1095411	M	October 2019	07/19/2000	20	16	20	18	18	24
-40776432	LName1096051	FName1096051	M	October 2019	08/26/1999	19	15	18	17	18	23
-40783522	LName1100803	FName1100803	M	October 2019	07/25/2001	23	20	20	20	28	23
-40784998	LName1101081	FName1101081	M	Anril 2020	07/09/1999	14	14	15	15	11	16



ACT<sup>®</sup> Online Reporting by  
Data Interaction  
— ACT DEMO SCHOOL, 2019-2020

Roster View: The ACT (All Data), ACT DEMO SCHOOL DISTRICT, 2019-2020



ML ▼




FNAME3135952 M LNAME3135952  
STREET3135952  
CITY3135952, OK 73648-1991

ACT ID: -43578886  
GRADUATION YEAR: 2019  
DOB: AUGUST 16, 2002  
GENDER: FEMALE

TEST DATE: OCTOBER 2018  
HIGH SCHOOL CODE: 480225  
COLTON HIGH SCHOOL



Intentionally  
Left Blank



Student's Score

— Student's Score  
■ Student's Score Range

ACT College Readiness Benchmarks

● Readiness Benchmark

If the student's score is at or above the Benchmark, he or she will likely be ready for first-year college courses in the corresponding subject area. There is currently no Benchmark for writing.

Student's Score Range

Test scores are estimates of the student's educational development. Think of true achievement on this test as being within a range that extends about one standard error of measurement, or about 1 point for the Composite and writing scores, and 2 points for STEM, ELA, and the other test scores, above and below the student's score.

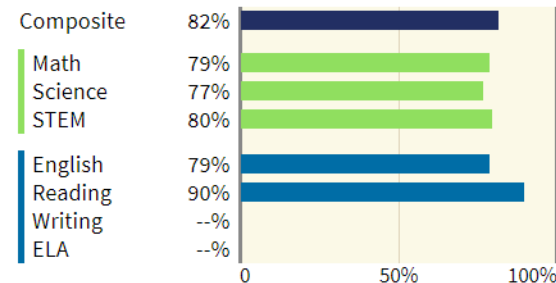
\* Scores on English, reading, and writing are required to calculate an ELA score.  
† This test event did not include the optional writing test.

### High School Report

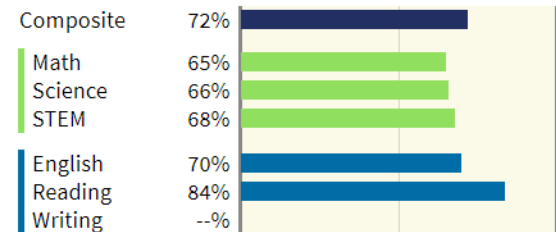
#### Ranking Results

The student's ranks tell you the approximate percentages of recent high school graduates in the US and your state who took the ACT<sup>®</sup> test and received scores that are the same as or lower than the student's scores. For example, a rank of 56 for the student's Composite score means 56% of students earned that Composite score or below.

#### US Rank



#### State Rank



#### Detailed Results

##### MATH 25

Preparing for Higher Math 19 of 35 **54%**

• Number & Quantity 4 of 5 **80%**

• Algebra 5 of 8 **63%**

• Functions 4 of 8 **50%**

• Geometry 5 of 8 **63%**

ACT Readiness Range

##### ENGLISH 25

Production of Writing 18 of 22 **82%**

Knowledge of Language 13 of 13 **100%**

Conventions of Standard English 26 of 40 **65%**

Reading 31

ACT Readiness Range







College  
Readiness



ACT  
Superscore  
Database



Career &  
Industry  
Resources



Higher Ed  
Enrollment  
Management



State  
NATIONAL

Student Characteristic  
Number of Benchmarks Met

Student Subgroup  
All Students

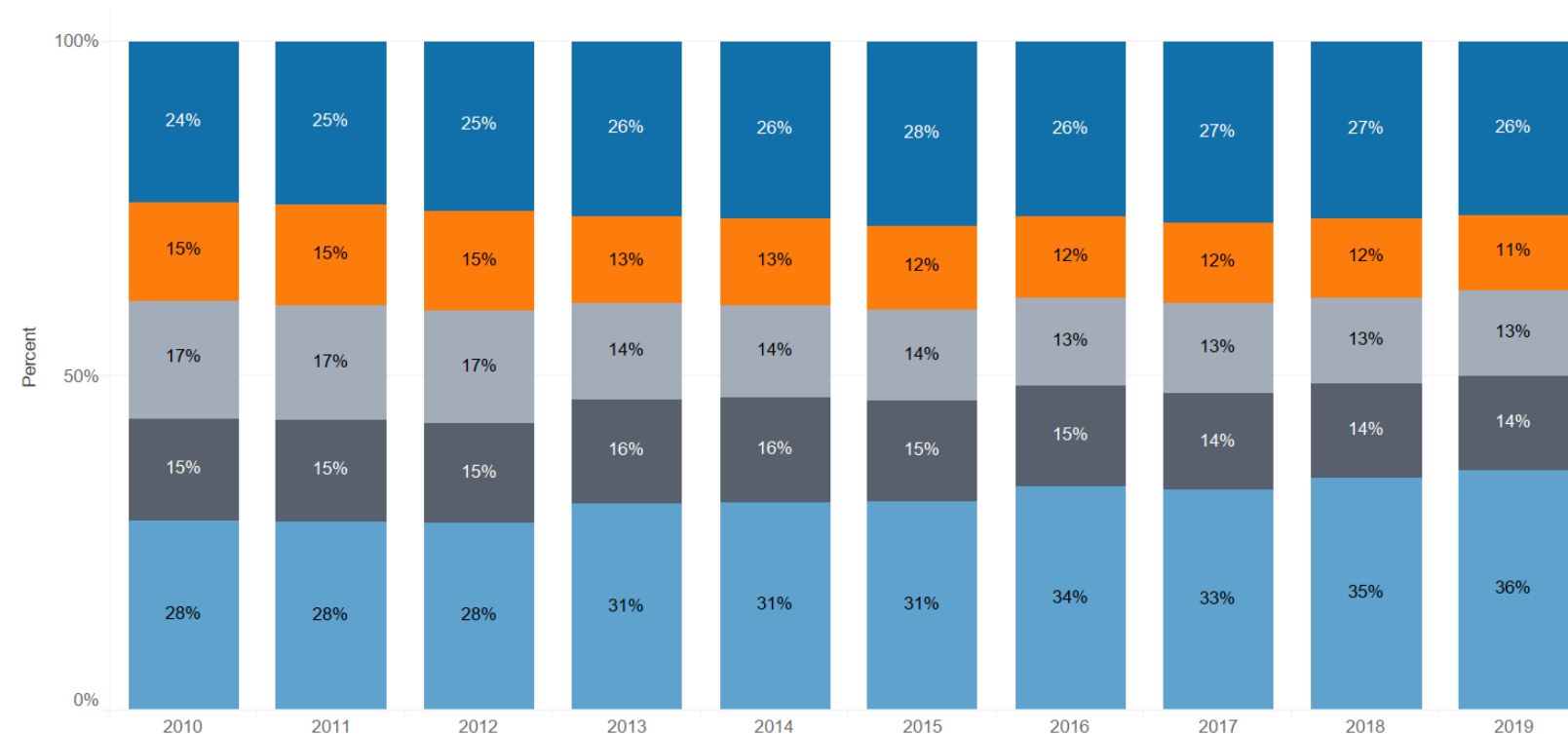
Number of Benchmarks Met



NATIONAL  
All Students

2010	1,568,835
2011	1,623,112
2012	1,666,017
2013	1,799,243
2014	1,845,787
2015	1,924,436
2016	2,090,342
2017	2,030,038
2018	1,914,817
2019	1,782,820

**NATIONAL ACT-Tested Graduates - All Students**  
Percent by Number of Benchmarks Met




Overall Percent Tested



NOTE: Missing information within tables and charts indicates insufficient data available.

# The ACT<sup>®</sup> TEST CENTERS




14

Join a  
community of  
test centers  
worldwide

Provide access  
to students in  
your area

# The ACT<sup>®</sup> TEST CENTERS



14




Staff member to be room supervisor



Other staff to be room supervisors and proctors



Quiet rooms for testing



Plenty of space between examinees



Secure testing environment




Secure storage for materials



If you are interested in becoming a test center, scan to visit the online inquiry form

# The ACT<sup>®</sup> DISTRICT TESTING



- Students earn college-reportable ACT<sup>®</sup> test scores in their own classrooms.
- Raise college awareness among all students.
- The ACT has always been about what students learn in school.
- Includes FREE online ACT test prep tool, [ACT Academy](#)






### **Before you begin, identify the following:**

- Authorized Signatory
- Program Administrator
- Alternative Contact
- Number of schools
- Estimated number of students
- Percentage of students who qualify for Free and Reduced Lunch Programs
- Desired Testing Dates
- Optional – Organization File

# The ACT<sup>®</sup> DISTRICT TESTING




15

Test Session	Enrollment & School List Deadline *	Paper Test Date	Online Testing Window
Fall 2020	August 14, 2020	October 6, 2020 (Initial) October 20, 2020 (Makeup)	N/A
Early Spring 2021	January 15, 2021	March 2, 2021 (Initial) March 16, 2021 (Makeup)	March 2-4, 2021 (Initial) March 9-11, 2021 (Initial) March 16-18, 2021 (Makeup) March 23-25, 2021 (Makeup)
Late Spring 2021	February 12, 2021	March 30, 2021 (Initial) April 13, 2021 (Makeup)	March 30-April 1, 2021 (Initial) April 6-8, 2021 (Initial) April 13-15, 2021 (Makeup) April 20-22, 2021 (Makeup)
Late April 2021	March 12, 2021	N/A	April 20-22 2021 (Initial) April 27-29 2021 (Makeup)





## DISTRICT TESTING



15

### ACT District Testing Free and Reduced Lunch Program (FRLP) Discount Pricing




Prices are for the ACT® test and the ACT test with writing. Tiers are based on student enrollment in Free and Reduced Lunch Program (0-49%, 50-74%, 75-100%).





DISTRICT TESTING

WRAP UP



15



COLLEGE  
REPORTABLE  
SCORES



BUNDLE  
DISCOUNTS



RAISE COLLEGE  
AWARENESS



FREE PREP



FLEXIBLE  
OPTIONS



Enroll in ACT District Testing



# ACT<sup>®</sup>

## TEST PREP






# ACT<sup>®</sup>

TEST PREP

 **Academy<sup>™</sup>**



18




**Because  
Practice  
Makes  
Possible**



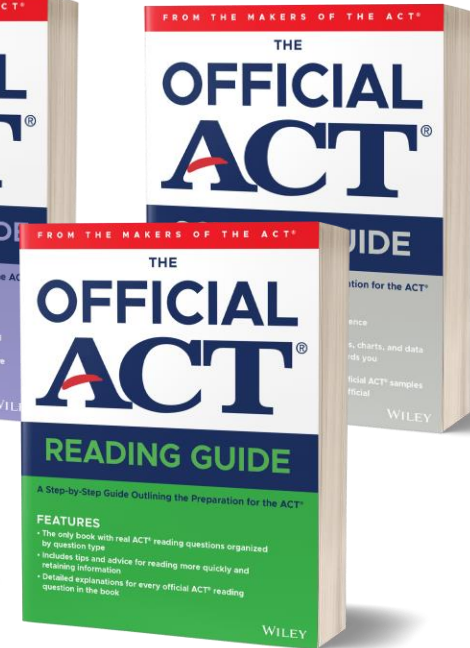
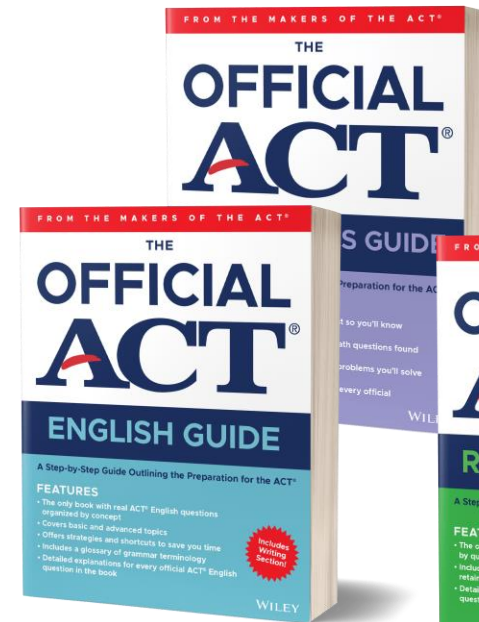
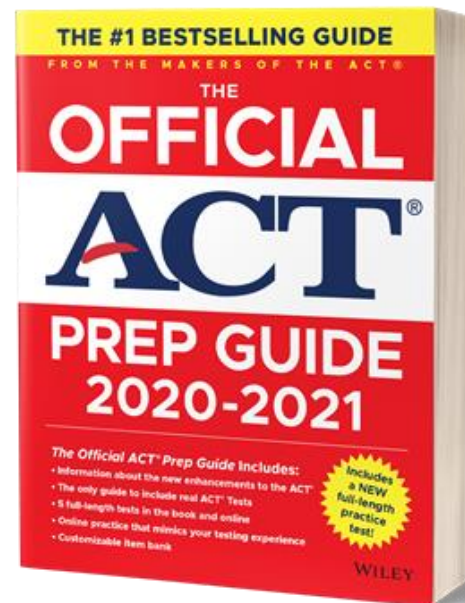
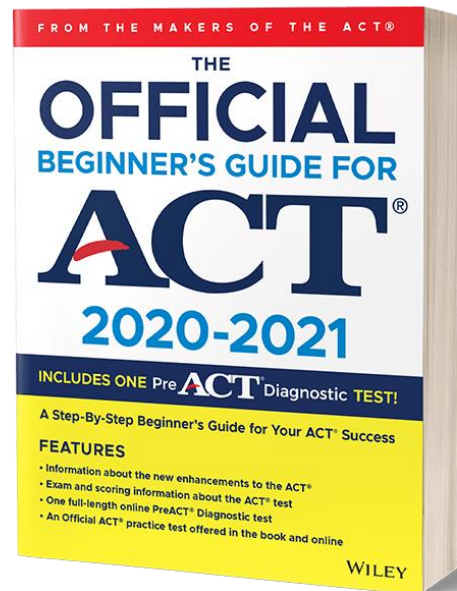
# ACT<sup>®</sup>

## TEST PREP

## NEW OFFERINGS



20



# The ACT<sup>®</sup> Official Test Prep


	Beginners Guide	Subject Guide	Official Guide	Self-paced	Live Online
Delivery Mode	<ul style="list-style-type: none"> <li>Book including online features</li> </ul>	<ul style="list-style-type: none"> <li>Book that provides access to full print version online</li> </ul>	<ul style="list-style-type: none"> <li>Book including online features</li> <li>Customizable question bank online</li> </ul>	<ul style="list-style-type: none"> <li>Short, engaging teacher led videos on demand</li> <li>30 self-paced lessons</li> <li>Practice questions</li> <li>Customizable question bank online</li> <li>6 months access</li> </ul>	<ul style="list-style-type: none"> <li>16 live course hours led by a team of Kaplan teachers</li> <li>Personalized to meet individual styles &amp; needs</li> <li>Includes 6 months access to everything in Self-paced</li> </ul>
Number of Practice Tests, Type, & Format	<ul style="list-style-type: none"> <li>Code in book for 1 PreACT Diagnostic test online</li> <li>1 full length ACT practice test in book or online</li> </ul>	0	5 full length ACT official practice tests in book or online	5 full length ACT official practice tests online	5 full length ACT official practice tests online
Breakdown by Subject	No	Yes	Yes	Yes	Yes
Online Question Bank	No	Yes	Yes	Yes	Yes
Cost	\$23.95	\$19.95	\$38.95	\$99.00	\$399.00
Fee Waiver Available	No	No	No	Yes <i>Access for 1 year after test registration</i>	No
Persona Videos	<a href="#">ACT Beginners Guide Test Prep Persona</a>	<a href="#">ACT Subject Guides Test Prep Persona</a>	<a href="#">ACT Official Guide Test Prep Persona</a>	<a href="#">ACT Self Paced Test Prep Persona</a>	<a href="#">ACT Live Test Prep Persona</a>







## TEST PREP | WRAP UP



20



FULL TEST OR  
INDIVIDUAL SUBJECT



FREE AND PAID  
OPTIONS



REALISTIC  
PRACTICE



SELF GUIDED OR  
ON-ON-ONE



FLEXIBLE  
OPTIONS

[act.org/testprep](https://act.org/testprep)





# THE POWER OF THE **ACT**<sup>®</sup> CONTINUUM



**Connected**

**Consistent**

**Comprehensive**



## SUCCESS STORY

# AN ARKANSAS COMMUNITY COMES **TOGETHER** FOR STUDENT SUCCESS

How **PreACT®** and **ACT® Academy™**  
Helped Arkadelphia High School  
Rally for **College and Career Readiness.**

“Understanding our own  
culture and what it’s  
doing to contribute to  
college readiness is  
important.”

**Bud McMillion**  
*Instructional Facilitator,  
Arkadelphia High School*

Learn more at [act.org/k12](https://act.org/k12)

**59%**



of students achieved ACT® test scores  
that qualified them for the Arkadelphia  
Promise Scholarship and the Arkansas  
Challenge Scholarship.

**78%**




of students scored at or above their  
predicted ACT test range based on  
PreACT scores.



# Pre ACT<sup>®</sup>

&

# Pre ACT<sup>®</sup> 8/9



22

- 10th grade multiple-choice paper assessment
- Provides actionable insights for students, parents, and educators
- Shorter in length than the ACT
- Flexible test administration dates
- Rapid reporting means earlier and more effective intervention and planning
- \$14/Scored Assessment

- A grade 8/9 test aligned to the PreACT and ACT tests
- Monitors progress toward college and career readiness
- Provides Subject and Composite scores aligned to the ACT 1-36 score scale
- Predicts performance on the PreACT and the ACT
- Provides an Indicator of Progress toward Career Readiness
- \$14/Scored Assessment


[act.org/preact](https://act.org/preact)



[act.org/preact8-9](https://act.org/preact8-9)



# PreACT® & PreACT® 8/9



21



Schools that adopted the PreACT improved more on the ACT test than schools that didn't. PreACT adoption was related to greater ACT score increases of:



**0.38**

in English

**0.17**

in math

**0.20**

in reading

**0.26**

in science

**0.23**

Composite


Further, within PreACT schools, students who participated in the PreACT Educational Opportunity Service were more likely to send their ACT scores to at least four colleges and at least one out-of-state college.

Infographic

Research Report



# PreACT® & PreACT® 8/9 CHANGES



21



PreACT 8/9  
National Norms



Seasonality  
Benchmarks



Grade Levels  
in NCRC



# PreACT<sup>®</sup> & PreACT<sup>®</sup> 8/9 REPORT PACKAGE

2020-2021 PreACT<sup>™</sup> 8/9 Educator  
School Report - Grade 9

What was the frequency of  
Your school's frequency distributions  
Readiness Benchmarks, consider the

## Frequency Distribution

Pre-ACT 8/9 Score	Local CP*	Natl CP*	F
30	3	73	99
29	1	67	98
28	1	65	97
27	2	63	96
26	1	58	64
25	0	56	91
24	1	56	89
23	2	54	86
22	0	50	82
21	2	50	78
20	1	46	73
19	1	44	68
18	2	42	62
17	1	38	55
16	2	35	48
15	1	31	39
14	2	29	30
13	1	25	22
12	1	23	14
11	1	21	7
10	2	19	3
9	1	15	1
8	0	13	1
7	1	13	1
6	1	10	1
5	1	8	1
4	0	6	1
3	1	6	1
2	0	4	1
1	2	4	1
Mean	21.4	17.7	
Std. Dev.	10.5	5.0	

2019-2020 PreACT<sup>™</sup> 8/9 Item Response Summary Report  
School Report - Grade 9

## Item-Response Summary for Math (1/3)

The tables below show the percent of students in the reported  
students that did not respond to the item. The results are group  
correct response.

## Preparing for Higher Math

Item	A/F	B/G	C/H	D/J	E/K
1	0	0	*94	2	0
2	0	0	*94	2	0
5	2	0	0	*89	0
9	2	0	0	*81	0
10	0	0	*79	2	0
11	2	0	0	*77	0
12	2	0	0	*75	0
13	0	*74	0	2	0
14	*72	0	0	2	0
15	0	0	*70	2	0
16	0	0	0	2	*68
17	0	0	*64	2	0
18	0	0	0	2	*62
19	*60	0	0	2	0
20	2	0	0	*58	0
21	0	*57	0	2	0
23	*52	0	0	2	0
26	0	*47	0	2	0
30	2	0	0	*40	0
31	0	0	0	2	*34
36	0	0	0	2	*30

2019-2020 PreACT<sup>™</sup> 8/9 Student List Report  
School Report - Grade 9

Student Name	Post-High School Education Plans	Student ID Number	Special Status Codes	Accommodation Code	PreACT <sup>™</sup> 8/9 Test Score
1. Barajas, Ilana	Graduate / Professional Studies	20185610377			Predicted ACT Score Range
2. Burns, Dahlia	2-year / junior college	20185610379			Predicted ACT Score Range
3. Cardenas, Maggie	4-year college / university	20185610380			Predicted ACT Score Range
4. Carson, Caitlin	4-year college / university	20185610381			Predicted ACT Score Range
5. Delacruz, Kira	2-year / junior college	20185610382			Predicted ACT Score Range
6. Deleon, Jimena	Graduate / Professional Studies	20185610383			Predicted ACT Score Range
7. Ewing, Junior	Graduate / Professional Studies	20185610384			Predicted ACT Score Range
8. Harrison, Curtis	Graduate / Professional Studies	20185610385			Predicted ACT Score Range
9. Hogan, Sarah	4-year college / university	20185610386			Predicted ACT Score Range
10. Hood, Aubrie	Graduate / Professional Studies	20185610387			Predicted ACT Score Range
11. Horne, Jase	2-year / junior college	20185610388			Predicted ACT Score Range
12. Huff, Brodie	4-year college / university	20185610389			Predicted ACT Score Range

OO#: 3456789  
C#: 54321  
PN#: 333333333

## SAMPLE REPORT

1 of 1

2019-2020 PreACT<sup>™</sup> 8/9 Early Intervention Rosters  
School Report - Grade 9

Which of our students reported that they plan to attend college,  
but earned a PreACT Composite score of 15 or lower, or do not plan to take college co

## Coursework Intervention

Student Name	Comp	Math	Sci	Eng	Read	Eng	Math	Soc	Nat
1. Cardenas, Maggie	B	15	15	13	17	16	0	0	3
2. Delacruz, Kira	B	15	14	17	13	17	3	3	3.5
3. Ewing, Junior	C	15	18	15	15	13	6	3	3.5
4. Harrison, Curtis	A	16	18	17	14	28	3	2	4
5. Hogan, Sarah	A	18	18	21	14	17	2	0	4
6. Jensen, Kaden	A	19	16	24	14	21	7	3	5
7. Jensen, Lailah	C	13	11	14	14	15	3	4	3
8. Johnston, Adeline	A	16	16	25	7	18	4	9.5	9
9. Maddox, Moriah	A	17	14	14	18	24	1	3.5	4
10. Mathis, Reyna	A	19	21	22	18	14	3.5	5	3
11. Nash, Lorelei	B	15	13	11	21	14	4	4	2
12. Osborne, Janiyah	A	17	17	16	16	22	2	5	3
13. Pope, Shannon	C	15	13	14	16	16	5	7	6
14. Preston, Ariel	A	21	25	21	28	11	4	2	3

- A: Composite of 16 or higher; does not plan to take core  
B: Composite of 15 or lower; does not plan to take core  
C: Composite of 15 or lower; plans to take core

OO#: 3456789  
C#: 54321  
PN#: 333333333

## SAMPLE REPORT

4 of 5


ANN C. TAYLOR (ID#: 123876)  
Test Date: October 8, 2020  
WASHINGTON HIGH SCHOOL (Code: 123456)  
Grade: 8

## SAMPLE

PreACT<sup>™</sup> 8/9  
Student Report

## Your PreACT<sup>™</sup> 8/9 Composite Score is 19

This graph visually represents your PreACT 8/9 scores compared to the PreACT 8/9 Readiness Benchmark. When looking at this you can see  
where your score compares to the PreACT 8/9 Readiness Benchmarks.



## Your Predicted PreACT<sup>™</sup> Composite Score Range is 21-24

The scores below predict your future performance ranges when taking the PreACT in 10th grade assuming typical achievement growth.

21-24 COMPOSITE	21-25 MATH	19-23 SCIENCE	20-23 STEM	21-25 ENGLISH	22-27 READING
--------------------	---------------	------------------	---------------	------------------	------------------

## Your Predicted ACT Composite Score Range is 22-26

The scores below predict your future performance ranges when taking the full ACT in 11th grade assuming typical achievement growth.

22-26 COMPOSITE	22-27 MATH	20-25 SCIENCE	20-25 STEM	22-27 ENGLISH	22-29 READING
--------------------	---------------	------------------	---------------	------------------	------------------

## Progress Toward the ACT National Career Readiness Certificate<sup>®</sup>

This indicator predicts the ACT National Career Readiness Certificate (ACT NCRC) that students with this PreACT 8/9 Composite score are likely to obtain. The ACT NCRC is an assessment-based credential that documents foundational work skills important for job success across industries and occupations. Visit [www.act.org/ncrc](http://www.act.org/ncrc) to learn more.



## Your Detailed PreACT 8/9 Results

The scores below represent your performance on reporting categories measured by the test. Reporting category designations are provided to help you to start to focus on strengths and weaknesses. Categories with only a few items may be less representative of your overall achievement in that category.

MATH	Correct/Total	Percent Correct	ENGLISH	Correct/Total	Percent Correct
Preparing for Higher Math	17/28	61%	Production of Writing	12/17	71%
• Number & Quantity	5/6	100%	Knowledge of Language	0/0	N/A
• Algebra	4/6	67%	Conventions of Standard English	9/15	60%
• Functions	5/6	83%	READING		
• Geometry	2/6	33%	Key Ideas & Details	8/11	73%
• Statistics & Probability	2/6	40%	Craft & Structure	5/9	56%
Integrating Essential Skills	2/4	50%	Integration of Knowledge & Ideas	0/0	N/A
Modeling	4/10	40%			
SCIENCE	Correct/Total	Percent Correct			
Interpretation of Data	7/11	64%			
Scientific Investigation	5/6	83%			
Evaluation of Models, Inferences & Experimental Results	4/8	50%			

\* About the PreACT 8/9 test and score scale  
The PreACT 8/9 is shorter than the full ACT and is based on a subset of ACT test specifications. The PreACT 8/9 test scores align to the 1-36 ACT score scale, but PreACT 8/9 has a maximum score of 30.  
\* Math test questions can map to multiple reporting categories, so totals will exceed the number of questions on test.

PreACT 8/9 Composite Score: For each test we converted your number of correct answers into a 1 to 30 score. Your Composite score is the average of your scores on the four subject tests (math, science, English, and reading) rounded to the nearest whole number. If you left any test completely blank, that score is reported as two dashes and no Composite score is computed.  
STEM: Science, Technology, Engineering, and Math.  
Benchmark and US Rank are for Fall 8th grade.

PreACT<sup>™</sup> 8/9

OO#: 3456789  
C#: 54321  
PN#: 333333333

# PreACT<sup>®</sup> & PreACT<sup>®</sup> 8/9 REPORT PACKAGE

2020-2021 PreACT<sup>™</sup> 8/9 Educator Report  
School Report - Grade 9

STATE : RI  
SCHOOL : WASHINGTON HIGH SCHOOL  
SORT CODE : 40102920  
Total Students in Report: 124

What was the frequency of the PreACT 8/9 scores of our students? (1/2)

Your school's frequency distributions of PreACT 8/9 scores are given below. In evaluating your school's PreACT 8/9 scores relative to the ACT College Readiness Benchmarks, consider that students will experience growth in their achievement by the time they take the ACT.

## Frequency Distribution

	Composite			Math			Science			STEM			English			Reading		
Pre ACT 8/9	Local		Nat'l	Local		Nat'l	Local		Nat'l	Local		Nat'l	Local		Nat'l	Local		Nat'l
Score	Freq.	CP*	CP*	Freq.	CP*	CP*	Freq.	CP*	CP*	Freq.	CP*	CP*	Freq.	CP*	CP*	Freq.	CP*	CP*
30	3	73	99	0	73	99	0	60	97	0	65	98	1	92	98	1	54	94
29	1	67	98	1	73	98	1	60	96	1	65	98	1	90	97	1	52	93
28	1	65	97	1	73	97	1	58	95	1	63	97	1	88	97	0	50	91
27	2	63	96	1	71	95	0	56	94	1	30	95	0	85	96	1	50	90
26	1	58	64	1	69	94	1	56	93	1	58	94	2	85	94	1	48	8
25	0	56	91	1	67	93	1	54	91	0	56	93	1	81	93	1	46	86

# PreACT<sup>®</sup> & PreACT<sup>®</sup> 8/9 REPORT PACKAGE

2019-2020 PreACT<sup>™</sup> 8/9 Item Response Summary Report  
School Report - Grade 9

STATE : RI  
SCHOOL : WASHINGTON HIGH SCHOOL  
SORT CODE : 40102920  
Total Students in Report: 124

## Item-Response Summary for Math (1/3)

The tables below show the percent of students in the reported group that chose each response option. The Omit column shows the percent of students that did not respond to the item. The results are grouped by reporting categories within the reported subject. The asterisk (\*) indicates the correct response.

### Preparing for Higher Math

Item	A / F	B / G	C / H	D / J	E / K	Omit
1	0	0	*94	2	0	4
2	0	0	*94	2	0	4
5	2	0	0	*89	0	9
9	2	0	0	*81	0	17
10	0	0	*79	2	0	19
11	2	0	0	*77	0	21

### Number & Quantity

Item	A / F	B / G	C / H	D / J	E / K	Omit
3	0	*92	0	2	0	6
18	0	0	0	2	*62	36
28	2	0	0	2	*43	55

### Algebra

Item	A / F	B / G	C / H	D / J	E / K	Omit
------	-------	-------	-------	-------	-------	------

# PreACT<sup>®</sup> & PreACT<sup>®</sup> 8/9 REPORT PACKAGE

2019-2020 PreACT<sup>™</sup> 8/9 Student List Report  
School Report - Grade 9

STATE : RI  
SCHOOL : WASHINGTON HIGHSCHOOL  
SCHOOL CODE : 123456  
Total Students in Report: 124

	Student Name Post-High School Education Plans Career Preference	Student ID Number Special Status Codes Accommodation Code		COMP	Math	Science	STEM	English	Reading
1	Barajas, Iliana Graduate / Professional Studies Education	20185610377	PreACT <sup>™</sup> 8/9 Test Score	21	19	17	18	19	21
			Predicted ACT Score Range	18-21	18-21	15-20	17-20	18-22	19-24
2	Burns, Dahlia 2-year / junior college Mechanical & Electrical Specialties	20185610379	PreACT <sup>™</sup> 8/9 Test Score	19	17	18	19	21	21
			Predicted ACT Score Range	18-21	15-20	17-20	18-22	19-24	18-21
3	Cardenas, Maggie 4-year college / university Engineering & Technologies	20185610380	PreACT <sup>™</sup> 8/9 Test Score	21	19	17	18	19	21
			Predicted ACT Score Range	18-21	18-21	15-20	17-20	18-22	19-24
4	Carson, Caitlin 4-year college / university Marketing & Sales	20185610381	PreACT <sup>™</sup> 8/9 Test Score	19	17	18	19	21	21
			Predicted ACT Score Range	18-21	15-20	17-20	18-22	19-24	18-21
5	Delacruz, Kira 2-year / junior college Healthcare	20185610382	PreACT <sup>™</sup> 8/9 Test Score	21	19	17	18	19	21
			Predicted ACT Score Range	18-21	18-21	15-20	17-20	18-22	19-24
6	Deleon, Jimena Graduate / Professional Studies Agriculture, Forestry & Related	20185610383	PreACT <sup>™</sup> 8/9 Test Score	19	17	18	19	21	21
			Predicted ACT Score Range	18-21	15-20	17-20	18-22	19-24	18-21
7	Ewing, Junior	20185610384	PreACT <sup>™</sup> 8/9 Test Score	21	19	17	18	19	21

# PreACT<sup>®</sup> & PreACT<sup>®</sup> 8/9 REPORT PACKAGE

2019-2020 PreACT<sup>™</sup> 8/9 Early Intervention Rosters  
School Report - Grade 9

STATE : RI  
SCHOOL : WASHINGTON HIGH SCHOOL  
SORT CODE : 40102920  
Total Students in Report: 124

Which of our students reported that they plan to attend college,  
but earned a PreACT Composite score of 15 or lower, or do not plan to take college core coursework?

## Coursework Intervention

		PreACT <sup>™</sup> 8/9 Test Score					Years of Coursework				
Student Name		Comp	Math	Sci	Eng	Read	Eng.	Math	Soc Studies	Nat Sci	Educational Plan
1 Cardenas, Maggie	B	15	15	13	17	16	0	0	3	4	4-year college / university
2 Delacruz, Kira	B	15	14	17	13	17	3	3	3.5	8	4-year college / university
3 Ewing, Junior	C	15	18	15	15	13	6	3	3.5	2	2-year / junior college
4 Harrison, Curtis	A	16	18	17	14	28	3	2	4	2	Graduate/Professional Studies



# PreACT® & PreACT® 8/9 REPORT PACKAGE

ANN C. TAYLOR (ID#: 123876)

Test Date: October 8, 2020

WASHINGTON HIGH SCHOOL (Code: 123456)


Grade: 8

## SAMPLE

PreACT® 8/9  
Student Report

**Your PreACT® 8/9 Composite Score is 19**

This graph visually represents your PreACT 8/9 scores compared to the PreACT 8/9 Readiness Benchmark. When looking at this you can see where your score compares to the PreACT 8/9 Readiness Benchmarks.



# PreACT<sup>®</sup> & PreACT<sup>®</sup> 8/9 REPORT PACKAGE

2020-2021 PreACT<sup>®</sup> 8/9 Educator  
School Report - Grade 9

What was the frequency of  
Your school's frequency distributions  
Readiness Benchmarks, consider the

## Frequency Distribution

PreACT 8/9 Score	Local CP*	Natl OP*	F
30	3	73	99
29	1	67	98
28	1	65	97
27	2	63	96
26	1	58	64
25	0	56	91
24	1	56	89
23	2	54	86
22	0	50	82
21	2	50	78
20	1	46	73
19	1	44	68
18	2	42	62
17	1	38	55
16	2	35	48
15	1	31	39
14	2	29	30
13	1	25	22
12	1	23	14
11	1	21	7
10	2	19	3
9	1	15	1
8	0	13	1
7	1	13	1
6	1	10	1
5	1	8	1
4	0	6	1
3	1	6	1
2	0	4	1
1	2	4	1
Mean	21.4	17.7	
Std. Dev.	10.5	5.0	

OO#: 3456789  
C#: 54321  
PN#: 333333333

2019-2020 PreACT<sup>®</sup> 8/9 Item Response Summary Report  
School Report - Grade 9

STATE : RI  
SCHOOL : WASHINGTON HIGH SCHOOL  
SORT CODE : 40102920  
Total Students in Report: 124

## Item-Response Summary for Math (1/3)

The tables below show the percent of students in the reported  
students that did not respond to the item. The results are group  
correct response.

## Preparing for Higher Math

Item	A/F	B/G	C/H	D/J	E/K
1	0	0	*94	2	0
2	0	0	*94	2	0
5	2	0	0	*89	0
9	2	0	0	*81	0
10	0	0	*79	2	0
11	2	0	0	*77	0
12	2	0	0	*75	0
13	0	*74	0	2	0
14	*72	0	0	2	0
15	0	0	*70	2	0
16	0	0	0	2	*68
17	0	0	*64	2	0
18	0	0	0	2	*62
19	*60	0	0	2	0
20	2	0	0	*58	0
21	0	*57	0	2	0
23	*52	0	0	2	0
26	0	*47	0	2	0
30	2	0	0	*40	0
31	0	0	0	2	*34
36	0	0	0	2	*30

2019-2020 PreACT<sup>®</sup> 8/9 Student List Report  
School Report - Grade 9

Student Name Post-High School Education Plans Career Preference	Student ID Number Special Status Codes Accommodation Code	PreACT <sup>®</sup> 8/9 Test Score Predicted ACT Score Range
1 Barajas, Ilana Graduate / Professional Studies Education	20185610377	PreACT <sup>®</sup> 8/9 Test Score Predicted ACT Score Range
2 Burns, Dahlia 2-year / junior college Mechanical & Electrical Specialties	20185610379	PreACT <sup>®</sup> 8/9 Test Score Predicted ACT Score Range
3 Cardenas, Maggie 4-year college / university Engineering & Technologies	20185610380	PreACT <sup>®</sup> 8/9 Test Score Predicted ACT Score Range
4 Carson, Caitlin 4-year college / university Marketing & Sales	20185610381	PreACT <sup>®</sup> 8/9 Test Score Predicted ACT Score Range
5 Delacruz, Kira 2-year / junior college Healthcare	20185610382	PreACT <sup>®</sup> 8/9 Test Score Predicted ACT Score Range
6 Deleon, Jimena Graduate / Professional Studies Agriculture, Forestry & Related	20185610383	PreACT <sup>®</sup> 8/9 Test Score Predicted ACT Score Range
7 Ewing, Junior Graduate / Professional Studies Applied Arts (Written & Spoken)	20185610384	PreACT <sup>®</sup> 8/9 Test Score Predicted ACT Score Range
8 Harrison, Curtis Graduate / Professional Studies Applied Arts (Written & Spoken)	20185610385	PreACT <sup>®</sup> 8/9 Test Score Predicted ACT Score Range
9 Hogan, Sarah 4-year college / university Financial Transactions	20185610386	PreACT <sup>®</sup> 8/9 Test Score Predicted ACT Score Range
10 Hood, Aubrie Graduate / Professional Studies Education	20185610387	PreACT <sup>®</sup> 8/9 Test Score Predicted ACT Score Range
11 Horne, Jase 2-year / junior college Medical Diagnosis & Treatment	20185610388	PreACT <sup>®</sup> 8/9 Test Score Predicted ACT Score Range
12 Huff, Brodie 4-year college / university Engineering & Technologies	20185610389	PreACT <sup>®</sup> 8/9 Test Score Predicted ACT Score Range

OO#: 3456789  
C#: 54321  
PN#: 333333333

SAMPLE REPORT  
1 of 1

2019-2020 PreACT<sup>®</sup> 8/9 Early Intervention Rosters  
School Report - Grade 9

SCHOOL

Which of our students reported that they plan to attend college,  
but earned a PreACT Composite score of 15 or lower, or do not plan to take college co

## Coursework Intervention

		PreACT™ 8/9 Test Score					Years of Coursework				
Student Name		Comp	Math	Sci	Eng	Read	Eng.	Math	Soc Studies	Nat Sci	
1 Cardenas, Maggie	B	15	15	13	17	16	0	0	3	4	
2 Delacruz, Kira	B	15	14	17	13	17	3	3	3.5	8	
3 Ewing, Junior	C	15	18	15	15	13	6	3	3.5	2	
4 Harrison, Curtis	A	16	18	17	14	28	3	2	4	2	
5 Hogan, Sarlah	A	18	18	21	14	17	2	0	4	0	
6 Jensen, Kadence	A	19	16	24	14	21	7	3	5	0	
7 Jensen, Lailah	C	13	11	14	14	15	3	4	4	3	
8 Johnston, Adeline	A	16	16	25	7	18	4	9.5	9	3	
9 Maddox, Moriah	A	17	14	14	18	24	1	3.5	4	3	
10 Mathis, Reyna	A	19	21	22	18	14	3.5	5	3	2	
11 Nash, Lorelei	B	15	13	11	21	14	4	4	2	2	
12 Osborne, Janiyah	A	17	17	16	16	22	2	5	3	74	
13 Pope, Shannon	C	15	13	14	16	16	5	7	6	9.5	
14 Preston, Ariel	A	21	25	21	28	11	4	2	3		

A: Composite of 16 or higher; does not plan to take core  
B: Composite of 15 or lower; does not plan to take core  
C: Composite of 15 or lower; plans to take core

OO#: 3456789  
C#: 54321  
PN#: 333333333

SAMPLE REPORT  
4 of 5


ANN C. TAYLOR (ID#: 123876)  
Test Date: October 8, 2020  
WASHINGTON HIGH SCHOOL (Code: 123456)  
Grade: 8

SAMPLE

PreACT<sup>®</sup> 8/9  
Student Report

## Your PreACT<sup>®</sup> 8/9 Composite Score is 19

This graph visually represents your PreACT 8/9 scores compared to the PreACT 8/9 Readiness Benchmark. When looking at this you can see  
where your score compares to the PreACT 8/9 Readiness Benchmarks.



## Your Predicted PreACT<sup>®</sup> Composite Score Range is 21-24

The scores below predict your future performance ranges when taking the PreACT in 10th grade assuming typical achievement growth.

21-24 COMPOSITE	21-25 MATH	19-23 SCIENCE	20-23 STEM	21-25 ENGLISH	22-27 READING
--------------------	---------------	------------------	---------------	------------------	------------------

## Your Predicted ACT Composite Score Range is 22-26

The scores below predict your future performance ranges when taking the full ACT in 11th grade assuming typical achievement growth.

22-26 COMPOSITE	22-27 MATH	20-25 SCIENCE	20-25 STEM	22-27 ENGLISH	22-29 READING
--------------------	---------------	------------------	---------------	------------------	------------------

## Progress Toward the ACT National Career Readiness Certificate<sup>®</sup>

This indicator predicts the ACT National Career Readiness Certificate (ACT NCRC) that students with this PreACT 8/9 Composite score are likely to obtain. The ACT NCRC is an assessment-based credential that documents foundational work skills important for job success across industries and occupations. Visit [www.act.org/ncrc](http://www.act.org/ncrc) to learn more.



## Your Detailed PreACT 8/9 Results

The scores below represent your performance on reporting categories measured by the test. Reporting category  
strengths and weaknesses. Categories with only a few items may be less representative of your overall achievement.

Category	Correct Total	Percent Correct	Category
MATH			ENGLISH
Preparing for Higher Math	17/28	61%	Production of W
• Number & Quantity	5/6	100%	Knowledge of L
• Algebra	4/6	67%	Conventions of
• Functions	5/6	83%	Standard Englis
• Geometry	2/6	33%	READING
• Statistics & Probability	2/6	40%	Key Ideas & De
Integrating Essential Skills	2/4	50%	Craft & Structu
Modeling	4/10	40%	Integration of
SCIENCE			Knowledge & Id
Interpretation of Data	7/11	64%	
Scientific Investigation	5/6	83%	
Evaluation of	4/8	50%	
Models, Inferences & Experimental Results			

\* About the PreACT 8/9 test and score scale  
The PreACT 8/9 is shorter than the full ACT and is based on a subset of ACT test  
specifications. The PreACT 8/9 test scores range to the 1-36 ACT score scale, but  
PreACT 8/9 has a maximum score of 30.  
\* Math test questions can map to multiple reporting categories, so totals will exceed  
the number of questions on test.

PreACT 8/9 Comp  
score is 19. It is  
the four subject  
score average, if it  
is two digits, it is  
STEM, Science, T  
Benchmark and L



# PreACT® & PreACT® 8/9 CONCORDANCE



22

ACT Research & Policy | Technical Brief | April 2020

## Concordance of ACT Aspire and PreACT/ACT Test Scores

Jeff Allen, PhD, and Wei Tao, PhD

### Introduction

Concordance is used to align scores from two different tests that measure similar constructs; however, it does not result in score interchangeability and does not optimize prediction accuracy. Rather, concordance can be used to set comparable cut scores on two tests or to compare the performance of candidates who took different tests. In this paper, we document the data and methods used to generate concordance tables linking ACT® Aspire® scores to PreACT® or ACT® scores. We provide recommendations for how the concordances should be used.

The ACT Aspire Summative Assessments measure student progress in English, math, reading, science, ELA (overall performance in English, reading, and writing), and STEM (overall performance in math and science; ACT, 2019a). The tests are grade-level specific for grades 3 through early high school (grade 9 and 10). Other than writing, the tests are vertically-scaled and scale scores are reported on a scale from 400 to a maximum score that varies across subjects and grades (e.g., 429 for reading grade 3 to 460 for math early high school). ACT Aspire Summative Assessments include multiple-choice, technology-enhanced, and constructed-response item types, as well as a writing task (if the writing test is taken).

The ACT test measures student achievement in English, math, reading, science, and writing (ACT, 2019b). The tests are oriented towards the general content areas of college and high school instructional programs. The tests are intended for students in grade 11 and 12, though students in earlier grades also take the ACT for placement and talent identification purposes. Scale scores are reported on a 1–36 scale for all subjects except writing. The ACT test uses multiple-choice items and a writing task (if the writing test is taken). The PreACT test is designed to be similar to the ACT test but is targeted to the general population of 10th-grade students (ACT, 2019c). The PreACT test does not include a writing test. Scores are reported on a 1–35 scale that is approximately on the same ACT score scale.

The philosophical basis of the ACT Aspire, PreACT, and ACT tests are similar, and the design of all three tests is informed by the ACT National Curriculum Survey (ACT, 2016). All three tests report Composite (average of the English, math, reading, and science scores) and STEM scores (average of the math and science scores). ACT Aspire and the ACT test also report ELA scores (average of the English, reading, and writing scores).



ACT, Inc. 2020

© by ACT, Inc. This work is licensed under a Creative Commons Attribution-NonCommercial 4.0 International License <https://creativecommons.org/licenses/by-nc/4.0/>

**ACT**  
ACT.org/research  
R1816

Figure 1. Concordance from PreACT/ACT to ACT Aspire, English




Figure 2. Concordance from PreACT/ACT to ACT Aspire, Math

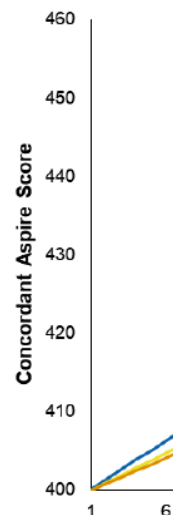


Figure 3. Concordance from PreACT/ACT to ACT Aspire, Reading


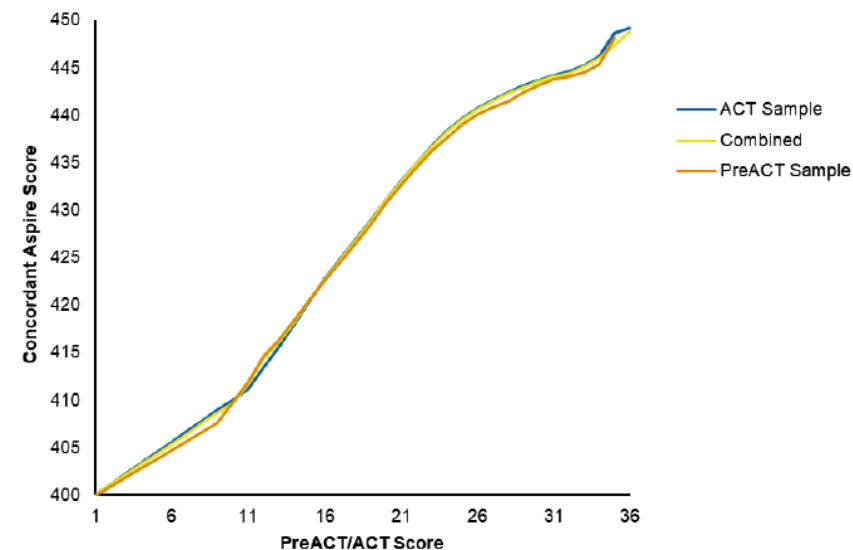



Figure 4. Concordance from PreACT/ACT to ACT Aspire, Science




# Pre-**ACT**<sup>®</sup> & Pre-**ACT**<sup>®</sup> 8/9 WRAP UP



22



CONCORDANCE WITH  
ACT & ASPIRE



SIMULATE ACT  
EXPERIENCE



COMPREHENSIVE  
REPORT PACKAGE



PREDICT PREACT  
AND ACT SCORES



BUNDLE  
PRICING

[act.org/preact](https://act.org/preact)




[act.org/preact8-9](https://act.org/preact8-9)





Aspire®


SUCCESS STORY



23

# CONNECTING STUDENT GROWTH

ELEMENTARY TO HIGH SCHOOL



**"We saw the [ACT Aspire] score reports and what the kids were gathering from it, and we knew that we had to immediately add this into other grade levels."**

—Maria Scopino, College and Career Readiness Coordinator





## PERIODIC ASSESSMENTS



### SUMMATIVE ASSESSMENTS

We offer a system of annual vertically articulated, standards-based Summative Assessments linked to ACT College Readiness Benchmarks and other sets of state standards.



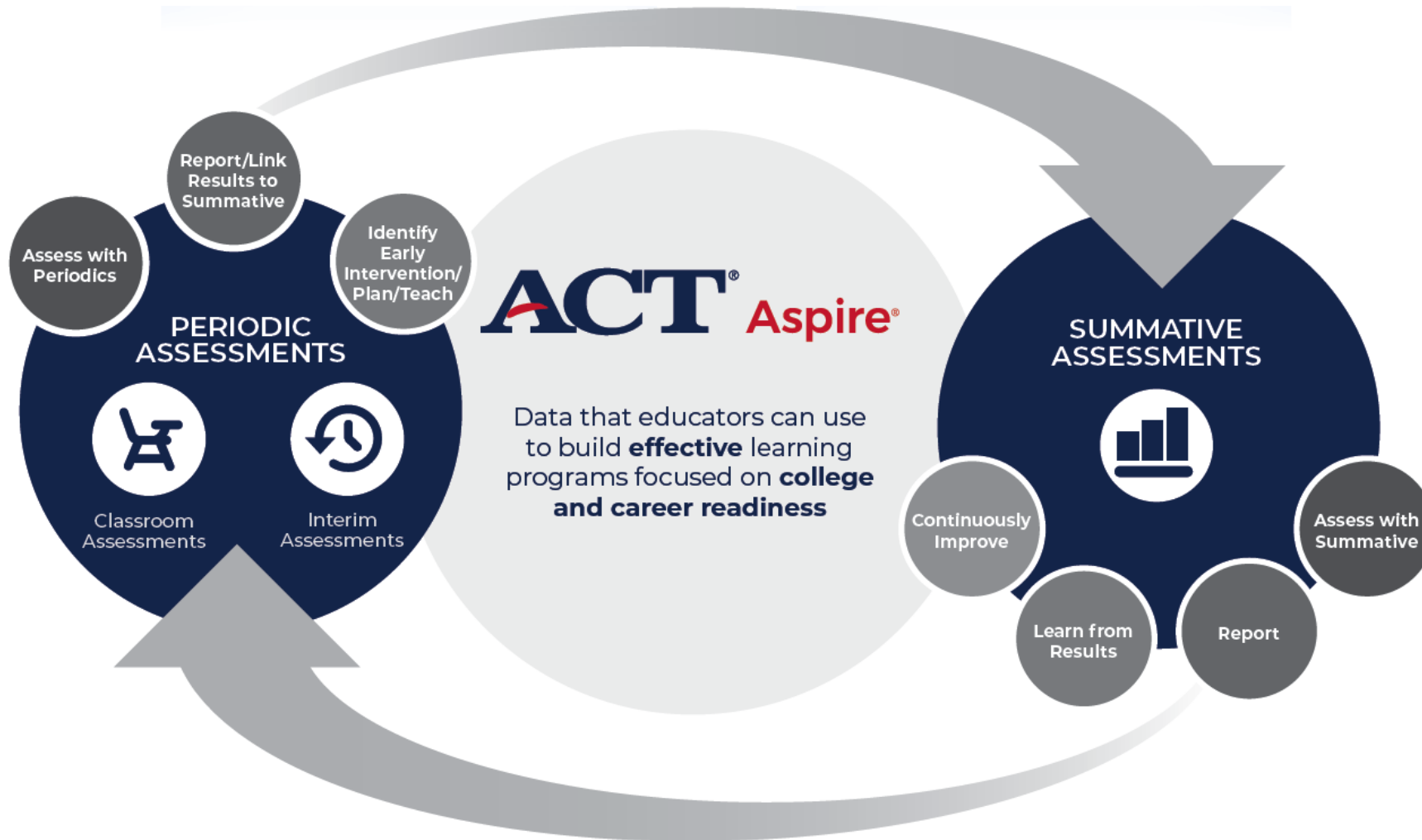
### INTERIM ASSESSMENTS

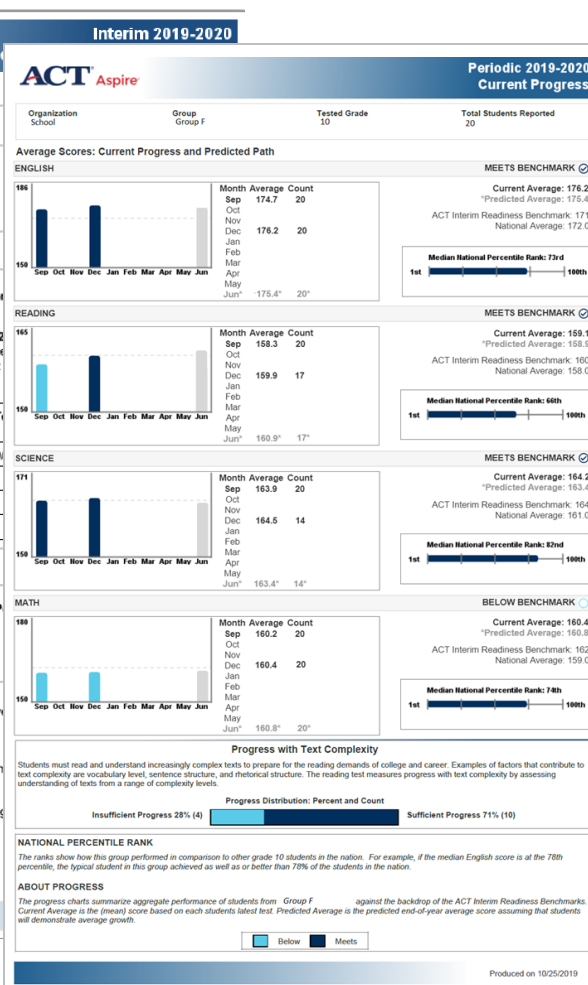
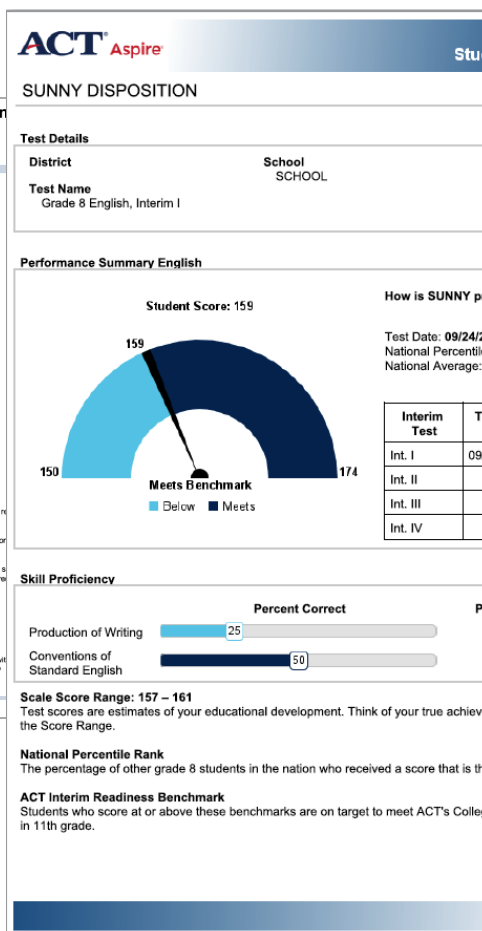
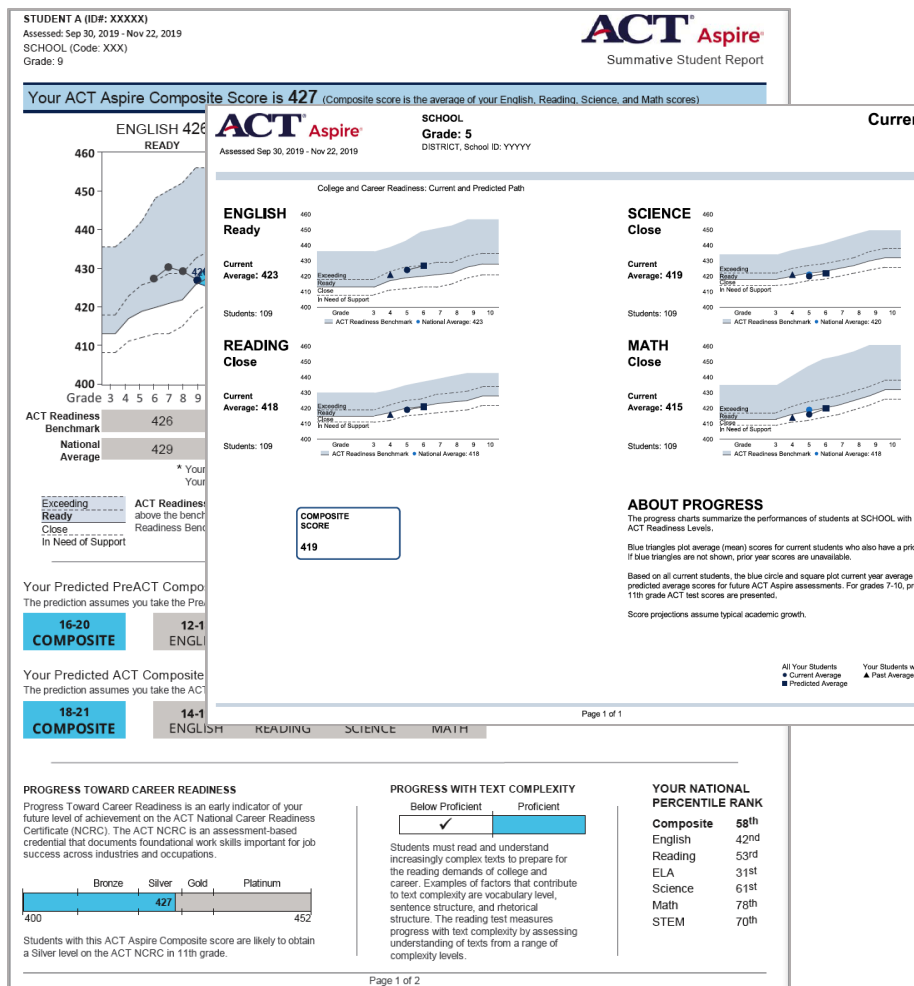
Our Interim Assessments provide fast, convenient, and accurate measurement. They can be implemented at intervals leading up to the ACT Aspire Summative Assessments at home or in the classroom.



### CLASSROOM ASSESSMENTS

Our Classroom Assessments are designed for flexible implementation, at home or in the classroom, between their Interim counterparts. Each assessment provides guiding insights to student progress.





STUDENT A (ID#: XXXXX)

Assessed: Sep 30, 2019 - Nov 22, 2019

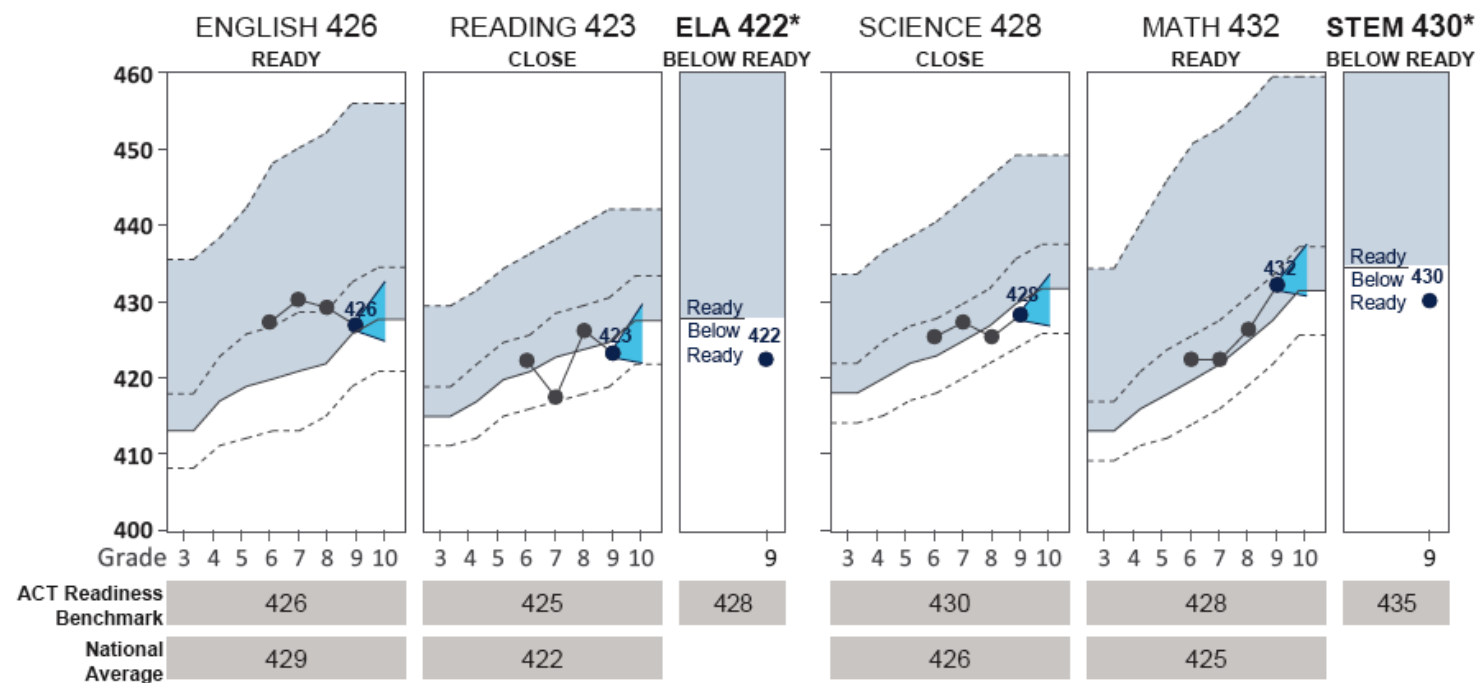
SCHOOL (Code: XXX)

Grade: 9

ACT<sup>®</sup> Aspire<sup>®</sup>

Summative Student Report

Your ACT Aspire Composite Score is **427** (Composite score is the average of your English, Reading, Science, and Math scores)



\* Your **ELA** score represents your overall performance on the English, Reading, and Writing Tests.  
Your **STEM** score represents your overall performance on the Science and Math Tests.

Exceeding  
Ready  
Close  
In Need of Support

**ACT Readiness Benchmark:** Students who score at or above the benchmark are on target to meet ACT College Readiness Benchmark when they are in 11th grade.

**Predicted Path:** A projection of where scores will fall based upon expected growth rates.

**National Average:** The mean score of all students in the norm group.

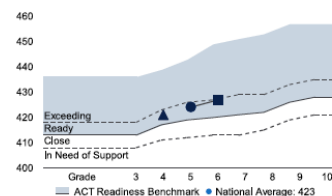
### College and Career Readiness: Current and Predicted Path

#### ENGLISH

Ready

Current  
Average: 423

Students: 109

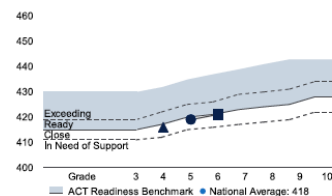


#### READING

Close

Current  
Average: 418

Students: 109



#### COMPOSITE SCORE

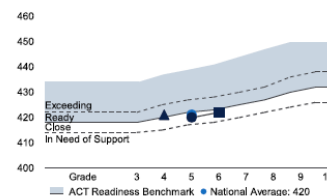
419

#### SCIENCE

Close

Current  
Average: 419

Students: 109

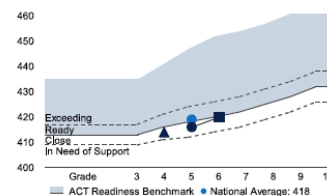


#### MATH

Close

Current  
Average: 415

Students: 109



#### ABOUT PROGRESS

The progress charts summarize the performances of students at SCHOOL with respect to the ACT Readiness Levels.

Blue triangles plot average (mean) scores for current students who also have a prior year test score. If blue triangles are not shown, prior year scores are unavailable.

Based on all current students, the blue circle and square plot current year average scores and predicted average scores for future ACT Aspire assessments. For grades 7-10, predicted average 11th grade ACT test scores are presented.

Score projections assume typical academic growth.

All Your Students  
 • Current Average  
 ▲ Past Average  
 ■ Predicted Average

Your Students with Score History  
 ▲ Past Average

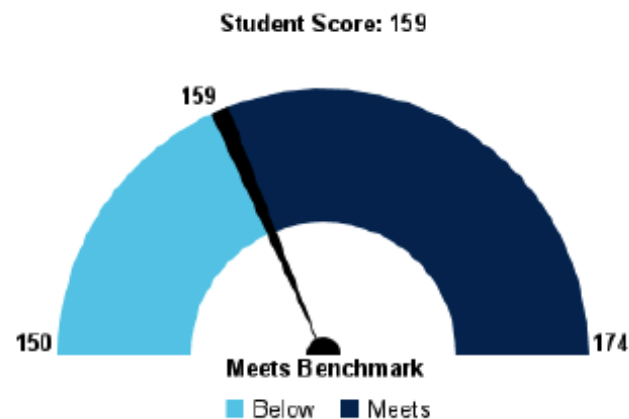


## SUNNY DISPOSITION

### Test Details

District	School	State Student ID
Test Name	SCHOOL	XXXX
Grade 8 English, Interim I		Actual Grade
		08

### Performance Summary English



### How is SUNNY progressing toward college readiness?

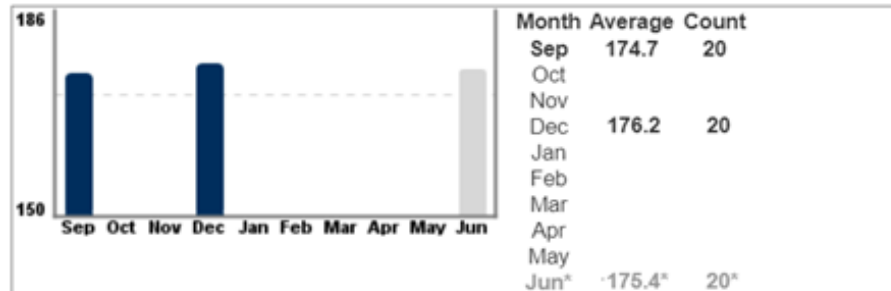
Test Date: 09/24/2019  
National Percentile Rank: 31  
National Average: 162

Interim Test	Test Date	Scale Score	Readiness Benchmark
Int. I	09/24/2019	159	Meets
Int. II			
Int. III			
Int. IV			

Organization School	Group Group F	Tested Grade 10	Total Students Reported 20
------------------------	------------------	--------------------	-------------------------------

### Average Scores: Current Progress and Predicted Path

#### ENGLISH

**MEETS BENCHMARK** ✓

**Current Average: 176.2**
**\*Predicted Average: 175.4**

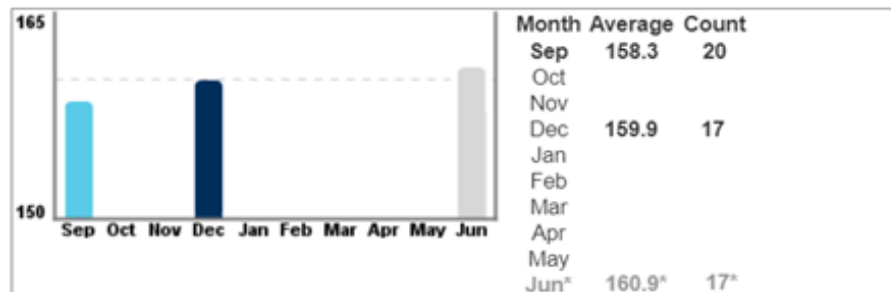
ACT Interim Readiness Benchmark: 171

National Average: 172.0

**Median National Percentile Rank: 73rd**

1st 100th

#### READING

**MEETS BENCHMARK** ✓

**Current Average: 159.1**
**\*Predicted Average: 158.9**

ACT Interim Readiness Benchmark: 160

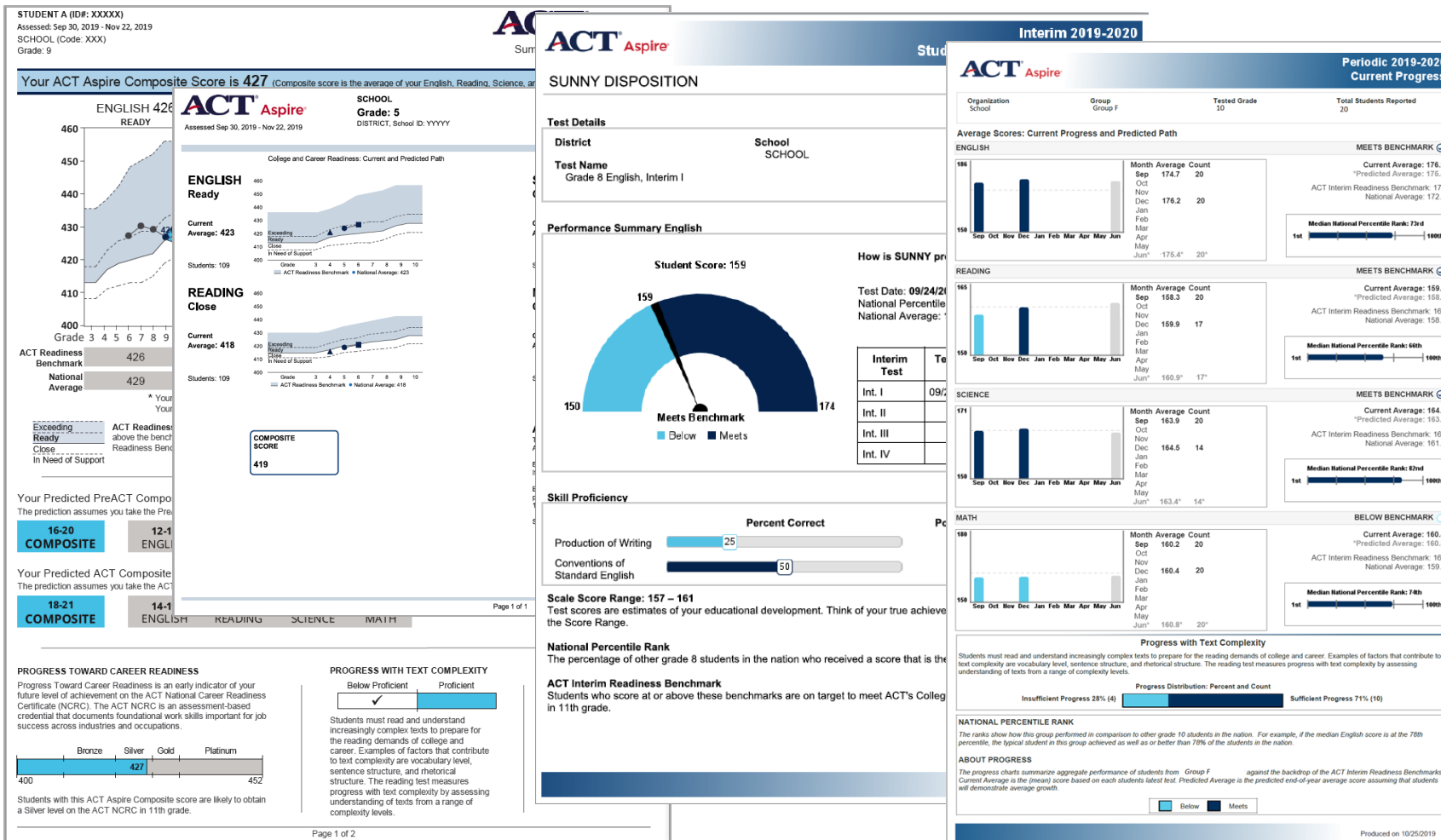
National Average: 158.0

**Median National Percentile Rank: 66th**

1st 100th

#### SCIENCE

**MEETS BENCHMARK** ✓





**Option 1:**  
Assess students  
in fall 2020 at  
their spring 2020  
grade level.



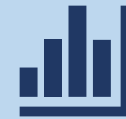
**Option 2:**  
Assess students  
in fall 2020 at  
their 2020-2021  
grade level.



**Option 3:**  
Use ACT Aspire Interim  
throughout the 2020-2021  
academic year in the  
classroom or with new Aspire  
At-Home Testing option.



Concordance to ACT Aspire,  
PreACT, and the ACT



New Predictive  
Summative Score



Quick Enrollment  
Process




Report Improvements



ACT Aspire Periodic  
At-Home Testing



# ACT<sup>®</sup> Aspire<sup>®</sup> PRODUCT COMPARISON



25

Pre ACT<sup>®</sup> Pre ACT<sup>®</sup> 8/9

ACT<sup>®</sup> Aspire<sup>®</sup>

## What's Similar?

Each assessment measures the knowledge and skills students need for college and career readiness in English, math, reading, and science. Each assessment reports STEM scores, readiness benchmarks that are linked to the ACT College Readiness Benchmarks, progress indicators for college and career readiness, predicted ACT score ranges, reporting category scores to understand strengths and weaknesses within each subject, and national percentile ranks to understand performance relative to national norms. Scores indicate readiness for advanced high school coursework, including AP.

## What's the Difference?



Shorter, simulated versions of **the ACT testing experience**, appropriate for students in grades 8-10 and with scores aligned to the ACT score scale. Also offers assessments and tools for educational and career planning, including the ACT Interest Inventory.



ACT Aspire is a **longitudinal assessment system** for college and career readiness that connects **student progress** from elementary grades through high school with alignment to many states' **college and career readiness standards**. Also includes a writing test.

## What are the Primary Uses?



**Measure student preparedness for the ACT assessment**—intended to help 8th–10th grade students practice for the ACT.



**Measure student growth and progress** toward college and career readiness from grades 3–10.

## Testing Experience



- **Paper-based** assessments
- **Simulates** the ACT test experience
- **Multiple choice** only
- **Full battery** (all four subjects) testing only



- **Online** and **paper-based** assessments
- Includes **Constructed Response** and **Technology-Enhanced** items in addition to **multiple choice**
- **Full battery** or **modular** testing

## Security and Reporting




- **Non-secure test**—booklets are retained for student use and reports include analysis of item responses.
- Includes an **Interest Inventory** to help identify career interests and fit
- **Quick turnaround** time for reporting



- **Secure test**—Summative test booklets are collected and returned
- May be used as a part of state and federal **accountability** systems
- **Periodic reports** available within 24 hours



# ACT<sup>®</sup> Aspire<sup>®</sup> WRAP UP



25




SUMMATIVE  
ASSESSMENTS




INTERIM  
ASSESSMENTS



CLASSROOM  
ASSESSMENT  
S



CONCORDANCE  
WITH ACT & PREACT



NEW FALL  
TESTING OPTIONS

[act.org/aspire](https://act.org/aspire)





# WorkKeys® SUCCESS STORY



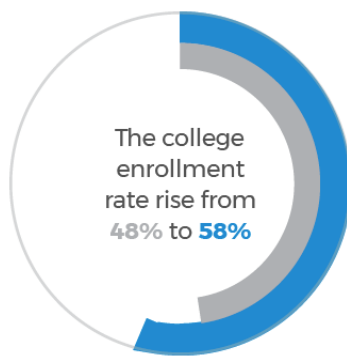
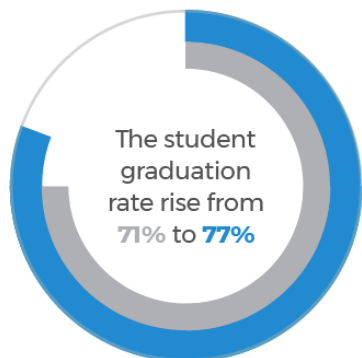
26

**7,000**

more students  
earn a score of  
**18 or higher**




A **0.5**  
point increase in  
the average ACT  
Composite score





# ACT<sup>®</sup> WorkKeys<sup>®</sup> Assessments



26





Baseline Data



Test Prep



Profiles



College Credit





Three Spanish Courses



SpeechStream Toolbar



Financial Awareness Course



Real Time Reports



**Level Scores**  
Snapshot of  
current ability



**Scale Scores**  
Track growth  
over time

# ACT<sup>®</sup> WorkKeys<sup>®</sup> Curriculum




28





**Efficient**  
for teachers  
and students



Addresses  
**individual**  
learning styles




**Systematic**  
learning



**Convenient**

# ACT<sup>®</sup> WorkKeys<sup>®</sup> Curriculum BUNDLES



28

## WorkKeys NCRC Aligned




**Applied  
Math**



**Graphic  
Literacy**



**Workplace  
Documents**



**Applied  
Technology**



**Business  
Writing**



**Workplace  
Observation**

## Essential Skills



**Working in  
Teams**



**Interpersonal &  
Business  
Communication**



**Work  
Discipline**



**Customer  
Service**




**Problem Solving  
and Critical  
Thinking**



**Financial  
Awareness**



## WorkKeys NCRC Aligned



**Applied  
Math**




**Graphic  
Literacy**

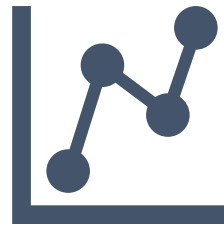


**Workplace  
Documents**

## WorkKeys NCRC Aligned



**Applied  
Math**



**Graphic  
Literacy**



**Workplace  
Documents**

## With Essential Skills



**Working in  
Teams**



**Interpersonal &  
Business  
Communication**




**Work  
Discipline**



**Customer  
Service**




**Problem Solving  
and Critical  
Thinking**



**Financial  
Awareness**

## All WorkKeys Aligned




**Applied Math**



**Graphic Literacy**



**Workplace Documents**



**Applied Technology**



**Business Writing**



**Workplace Observation**

## All WorkKeys Aligned




**Applied Math**



**Graphic Literacy**



**Workplace Documents**



**Applied Technology**



**Business Writing**



**Workplace Observation**

## With Essential Skills



Working in Teams



Interpersonal & Business Communication



Work Discipline



Customer Service




Problem Solving and Critical Thinking



Financial Awareness

# ACT<sup>®</sup> WorkKeys<sup>®</sup> Curriculum ENHANCEMENTS



28

ACT WorkKeys Curriculum My Courses

Reporting Dashboard

TOOLS

Assignments

ANALYTICS

Students

Groups

REAL-TIME

Real-Time Reports

Session Detail Reports

Real Time Reports

ACT WorkKeys Curriculum

Reporting Dashboard

TOOLS

Assignments

ANALYTICS

Students

Groups

Institutions

REAL-TIME

Real-Time Reports

Session Detail Reports

Individual Session Detail Reports

ACT WorkKeys Curriculum

Reporting Dashboard

TOOLS

Assignments

ANALYTICS

Students

Groups

Institutions

REAL-TIME


Real-Time Reports

Session Detail Reports

Session Detail Reports



# ACT<sup>®</sup> WorkKeys<sup>®</sup> ORDERING



29

ACT<sup>®</sup> WorkKeys<sup>®</sup>  
Assessments



WorkKeys Assessments Ordering  
<https://pages2.act.org/workkeys-order.html>


ACT<sup>®</sup> WorkKeys<sup>®</sup>  
Curriculum



WorkKeys Curriculum Ordering  
<https://pages2.act.org/workkeys-info.html>



# WorkKeys® WRAP UP



29



ASSESSMENTS




CERTIFICATION



CURRICULUM



LEVEL AND SCALE  
SCORES



BUNDLED PRICING

[act.org/workkeys](https://act.org/workkeys)




[act.org/workkeyscurriculum](https://act.org/workkeyscurriculum)



# **SUPPORTING RESOURCES AND LEARNING**







- Learning how to register for the ACT
- Test preparation resources
- What to expect on test day
- Checking in for the ACT
- Required materials
- Mental preparedness
- Test-taking essential skills
- Learning what ACT benchmarks represent
- Interpretation of the ACT score reports





- All content from CCRS
- Teaching techniques
- Coaching Skills
- Use of resources




**Qualification  
Test**



**Certification  
Test**

# ACT<sup>®</sup> Certified Educator<sup>™</sup>



32



[act.org/certifiededucator](https://act.org/certifiededucator)




Entire K-12 Schools and Districts



Individual K-12 educators

# ACT<sup>®</sup> Professional Learning



33

## SUCCESS STORY


### Palm Beach County School District

**“I think it’s very important that we enlighten not only the students but the parents as well,” said Nadilia. “We want to make sure that they understand that there are people in place to walk them through the entire process.”**





# ACT<sup>®</sup> Professional Learning




33

- Anchoring Your Curriculum
- Rigorous and Relevant Instruction
- Strengthening Formative Assessment and Feedback
- Strengthening Performance Assessment
- The ACT, PreACT, or Aspire Data Workshops



# ACT<sup>®</sup> Professional Learning




33

## ACT Content Areas



English



Math



Reading




Science



Writing

# ACT<sup>®</sup> Professional Learning




33



[act.org/professionallearning](https://act.org/professionallearning)

# The Knowledge Hub



34



Cases

Organizations


Knowledge Hub ▾




Search...

## Welcome to the ACT Knowledge Hub

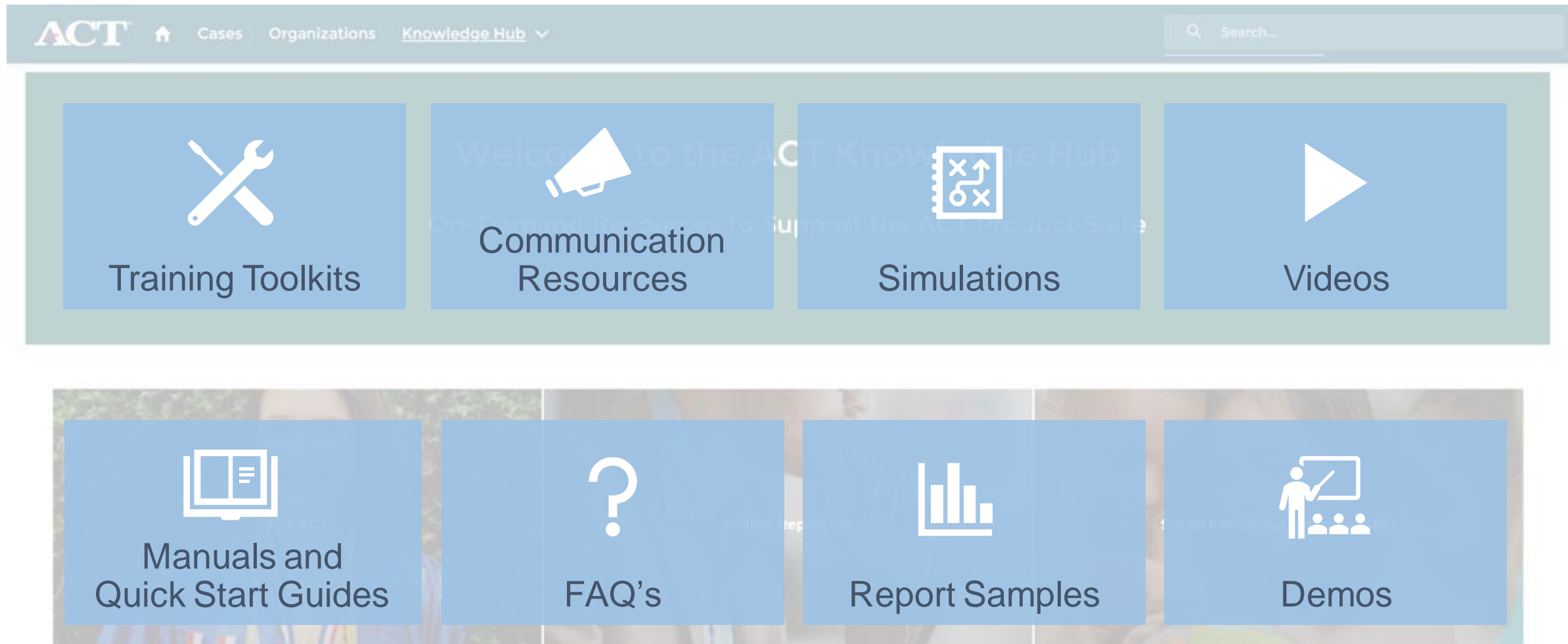
On-Demand Resources to Support the ACT Product Suite



# The Knowledge Hub



34





# THE FINAL WALK THROUGH





**Thank you for participating in the 2020 ACT College and Career Readiness Workshop. After attending this session, we hope that you and your team are better equipped to support your students on their journey from kindergarten through career.**

Backed by research, ACT stands ready to partner with you by providing a variety of solutions to meet the needs of students and educators. Please take a moment to fill out our workshop survey where you can provide input about this year's workshop as well as request information about implementing ACT programs and solutions in your school or district. Thank you for attending and best wishes for a safe and successful school year.

**Fill out the workshop survey and request more information by visiting**  
**[act.org/ccrwsurvey](https://act.org/ccrwsurvey)**

