



Electronic Student Record
2015–2016
Colleges and Universities

Effective September 2015

If you have questions about this information, please feel free to
contact the reporting services staff at:

319.337.1360 ACT-Report@act.org

Important Information

- **Effective date of record layout: September 2015–August 2016**
- **Multiple records:** Results for an individual student who tests more than once may be reported with the same month and year for test date but with different test locations (e.g., national, state). To differentiate records accurately, **always** use test location (position 249) in addition to the test date (month and year—positions 233–236).

- **New or updated items:**

Updated Items	Position(s)
ACT ID (if available)	91–99
Note: This field formerly provided a Social Security number (if provided by the examinee). ACT has made a policy decision to discontinue the reporting of SSNs, reflecting commitment to the importance of customer data privacy.	
ACT Writing Results Before 9/2015	163–178
Institution Norms for ACT Subscores (formerly Local Norms for ACT Subscores)	348–361
College Admission Information (formerly College Predictive Information)	701–770
New Items	
ACT Writing Results	791–805
Additional Scores and Indicators	806–821

CD-ROM and AIRO Characteristics

- **Disc type, density, and maximum number of ACT records per disc:**
CD-ROM: 700 MB N = 600,000.
- **File Type:** ASCII line sequential file with a carriage return and line feed at the end of each record.
- **Record Length:** 1050 (821)* characters.
- **Encryption:** Password protected. AIRO files PGP-encrypted. CD-ROM files Winzip encrypted.
- **Note:** All alphabetical data in uppercase only.

* AIRO users will receive records with 1050 characters.
There will be blank positions at the end of the record.
CD-ROM recipient will receive records with 821 characters.

The ACT Electronic Student Record: Colleges and Universities (cont.)

DATA	STUDENT PROFILE SECTION (CONTINUED)		STUDENT EMAIL ADDRESS	
	H.S. INFORMATION (cont.)	H.S. EXTRACURRICULAR ACTIVITIES	OUT-OF-CLASS ACCOMPLISHMENTS	
POSITION 501-600	94 95 96 97 98 99 100 01 02 03 04 05 06 07 08 09 10 11 12 13 14 15 16 17 18 19 20 21 22 23 24 25 26 27 28 29 30 31 32 33 34 35 505 506 507 508 509 510 511 512 513 514 515 516 517 518 519 520 521 522 523 524 525 526 527 528 529 530 531 532 533 534 535	320 321 322 323 324 325 326 327 328 329 330 331 332 333 334 335 536 537 538 539 540 541 542 543 544 545 546 547 548 549 550 551 552 553 554 555 556 557 558 559 560 561 562 563 564 565		

DATA	SPS (CONTINUED)		H.S. COURSES TAKEN OR PLANNED		H.S. GRADES EARNED	
	BLANK	BLANK	H.S. COURSES TAKEN OR PLANNED		H.S. GRADES EARNED	
POSITION 601-700	605 606 607 608 609 610 611 612 613 614 615 616 617 618 619 620 621 622 623 624 625 626 627 628 629 630 631 632 633 634 635 636 637 638 639 640 641 642 643 644 645 646 647 648 649 650 651 652 653 654 655 656 657 658 659 660 661 662 663 664 665	666 667 668 669 670 671 672 673 674 675 676 677 678 679 680 681 682 683 684 685 686 687 688 689 690 691 692 693 694 695 696	*Other Math Beyond Algebra 2		697 698 699 700 701 702 703 704 705 706 707 708 709 710 711 712 713 714 715 716 717 718 719 720 721 722 723 724 725	


DATA	COLLEGE ADMISSION INFORMATION		NATIONAL NORMS		ACT WRITING RESULTS	
	PERCENTILE RANK INFORMATION		FOR ACT SCALE SCORES		IDEAS AND ANALYSIS	
POSITION 701-800	CHANCE OF 'C' OR HIGHER STUDENT GROUPS: 1 2 3 4 5 SPECIFIC COURSES: 1 2 3 4 5 701 702 703 704 705 706 707 708 709 710 711 712 713 714 715 716 717 718 719 720 721 722 723 724 725		CHANCE OF 'B' OR HIGHER STUDENT GROUPS: 1 2 3 4 5 SPECIFIC COURSES: 1 2 3 4 5 726 727 728 729 730 731 732 733 734 735 736 737 738 739 740 741 742 743 744 745 746 747 748 749 750 751 752 753 754 755		BLANK SUBJECT SCORE: 756 757 758 759 760 761 762 763 764 765 766 767 768 769 770 771 772 773 774 775 776 777 778 779 780 781 782 783 784 785	




DATA	ADDITIONAL SCORES AND INDICATORS		BLANK (FOR FUTURE USE)	
	WRITING RESULTS (cont.)	ORG. (cont.)	BLANK (FOR FUTURE USE)	
POSITION 801-900	NAT NORMS: 805 806 807 808 809 810 811 812 813 814 815 816 817 818 819 820 821 822 823 824 825 826 827 828 829 830 831 832 833 834 835 LANGUAGE: 836 837 838 839 840 841 842 843 844 845 846 847 848 849 850 851 852 853 854 855 856 857 858 859 860 861 862 863 864 865 ELA SCORE: 866 867 868 869 870 871 872 873 874 875 876 877 878 879 880 881 882 883 884 885 886 887 888 889 890 891 892 893 894 895 ELA NORMS: 896 897 898 899 900 901 902 903 904 905 906 907 908 909 910 911 912 913 914 915 916 917 918 919 920 921 922 923 924 925 STEM SCORE: 926 927 928 929 930 931 932 933 934 935 936 937 938 939 940 941 942 943 944 945 946 947 948 949 950 951 952 953 954 955 STEM NORMS: 956 957 958 959 960 961 962 963 964 965 966 967 968 969 970 971 972 973 974 975 976 977 978 979 980 981 982 983 984 985 COMPLEX TEXT: 986 987 988 989 990 991 992 993 994 995 996 997 998 999 1000 1001 1002 1003 1004 1005 1006 1007 1008 1009 1010 1011 1012 1013 1014 1015 CAREER: 1016 1017 1018 1019 1020 1021 1022 1023 1024 1025 1026 1027 1028 1029 1030 1031 1032 1033 1034 1035 1036 1037 1038 1039 1040 1041 1042 1043 1044 1045	BLANK (FOR FUTURE USE)		

DATA	POSITION 901-1000
	BLANK (FOR FUTURE USE)

DATA	POSITION 1000-1050
	BLANK (FOR FUTURE USE)

POSITION	FIELD NAME	FIELD CONTENT																
1–2	Reporting Year Identifier	15 = 2015–2016																
3–162	Student Identifying Information																	
3–27	Student Last Name	As provided by the student; 25 bytes; special characters are - ' .																
28–43	Student First Name	As provided by the student; 16 bytes; special characters are - ' .																
44	Student Middle Initial	As provided by the student																
45–84	Street Address	House Number/Street; PO Box No., etc.; 40 bytes; special characters are - ' . @ # % & () ; ; " /																
85–86	Country Code	Two-character alpha abbreviation. Refer to country code list at www.act.org for response values.																
87–88	Gender	Numeric: Male = 4; Female = 6 Alpha: Male = M; Female = F Blank: Blank = (--)																
89–90	Grade Level (numeric or blank)	07 = 6th or 7th Grade 10 = 10th Grade 13 = H.S. Graduate 08 = 8th Grade 11 = 11th Grade 14 = College Student 09 = 9th Grade 12 = 12th Grade 15 = Other																
91–99	ACT ID (if available) (formerly Social Security number)	ACT ID has a dash (-) in position 91. ACT ID will not be available for all records. ACT no longer reports Social Security numbers.																
100	Type of Telephone	1 = Home; 2 = Cell; 3 = Other																
101–106	Date of Birth	Reported as MMDDYY. If invalid, this field will be blank.																
107–116	Telephone Number	3-digit area code, 7-digit phone no. as gridded by student																
117–141	City	25 bytes; special characters are - ' .																
142–145	Mailing State	2-digit numeric; 2-character alpha abbreviation; see state code list on back page; may be blank.																
146–154	ZIP Code	ZIP (ZIP+4 if available)																
155–162	Expanded Date of Birth	Reported as CCYYMMDD (19971020 for October 20, 1997, etc.). If a valid DOB was not provided, these positions will be blank.																
163–178	ACT Writing Results Before 09/2015	For test events before September 2015. NOTE: For test events beginning in September 2015, the following fields will be blank. See positions 791–805 for new writing scores.																
163–164	Combined English/Writing Score (EW)	Range is 01–36. Score of (--) means writing test could not be scored, student did not receive score on English test, or student did not take the writing test. Blank for test events beginning in September 2015.																
165–166	Writing Subscore (WR)	Range is 02–12. Subscore of (--) means writing test could not be scored, student did not receive score on English test, or student did not take the writing test. Blank for test events beginning in September 2015.																
167–170	National Norms for ACT Writing (EW & WR) (Cumulative Percent)	Based on recent high school graduates who took the ACT writing test in grades 10–12. Range is 01–99. If score is (--), norm for that score is set to (--). Blank for test events beginning in September 2015.																
171–178	Comments on Essay	Two-digit codes for up to 4 comments on the student's essay if student took writing test. Range for each comment is 01–99; text associated with each comment code provided at www.act.org . Comment codes appear in this field from left to right; if fewer than 4 comment codes assigned, the unused trailing positions will be blank. All four comment codes set to (--) if student did not take the writing test. Blank for test events beginning in September 2015.																
181–190	Scores for Tests Before 10/89																	
181–190	ACT Standard Scores Taken Before 10/89 as Originally Reported	<table border="0"> <tr> <td></td> <td>Range</td> <td></td> <td>Range</td> </tr> <tr> <td>E = English</td> <td>01–33</td> <td>NS = Natural Sciences</td> <td>01–35</td> </tr> <tr> <td>M = Mathematics</td> <td>01–36</td> <td>C = Composite</td> <td>01–35</td> </tr> <tr> <td>SS = Social Studies</td> <td>01–34</td> <td></td> <td></td> </tr> </table> <p>A score of (--) means that test was omitted by student. If any score is (--), the Composite score is set to (--).</p>		Range		Range	E = English	01–33	NS = Natural Sciences	01–35	M = Mathematics	01–36	C = Composite	01–35	SS = Social Studies	01–34		
	Range		Range															
E = English	01–33	NS = Natural Sciences	01–35															
M = Mathematics	01–36	C = Composite	01–35															
SS = Social Studies	01–34																	
192–204	State-Assigned Student ID Number (13 characters)	Reports Student ID number if Test Location (pos. 249) = S, and test date is March 2013 or later. For Spring 2015 test dates, State IDs that are fewer than 13 characters will be reported here with leading zeros added. Records prior to Spring 2015 for which a State ID is available will be reported in this field as a 10-character number, left-justified, with trailing spaces.																
205–226	High School Information																	
205–210	H.S. Code	H.S. code list(s) available from ACT (999999 indicates code given by student is invalid; 999998 indicates student did not give any H.S. code; 969998 indicates student could not find his/her H.S. code).																
211–218	H.S. Grades	Numeric grades (on 4-point scale) with implied decimal and one decimal place for English (211–212), Mathematics (213–214), Social Studies (215–216), and Natural Sciences (217–218). If national test 9/97 or after, or state test (test location "S"), numeric grades are based on High School Course/Grade Information (see 661–690). If other non-national test or any test before 9/97, numeric grades are as reported by student for most recent course taken in each subject area.																

POSITION	FIELD NAME	FIELD CONTENT																												
220–222	H.S. Average	Numeric average (on 4-point scale) with implied decimal and two decimal places; if blank, field is set to (---). Average based on same source data as positions 211–218.																												
223–226	Year of H.S. Graduation	Intended year of H.S. graduation (e.g., 2016, 2017)																												
227–274	ACT Test Information																													
227–232	Expanded Test Date (Month and Year)	Reported as CCYYMM (201602 for February 2016, etc.)																												
233–236	Test Date (Month and Year)	Reported as MMY (0216 for February 2016, etc.)																												
249	Test Location	Blank = National Test Center (US or Canada) F = International Test Center (outside the US or Canada) S = State Z = School D = DANTES (military base) I = Residual (scored by your institution) R = Residual (scored by ACT)																												
250–251	Canadian Province	<table border="0"> <tr> <td>Alberta</td> <td>AB</td> <td>Nova Scotia</td> <td>NS</td> </tr> <tr> <td>British Columbia</td> <td>BC</td> <td>Nunavut</td> <td>NU</td> </tr> <tr> <td>Manitoba</td> <td>MB</td> <td>Ontario</td> <td>ON</td> </tr> <tr> <td>New Brunswick</td> <td>NB</td> <td>Prince Edward Island</td> <td>PE</td> </tr> <tr> <td>Newfoundland and Labrador</td> <td>NL</td> <td>Quebec</td> <td>QC</td> </tr> <tr> <td>Northwest Territories</td> <td>NT</td> <td>Saskatchewan</td> <td>SK</td> </tr> <tr> <td></td> <td></td> <td>Yukon</td> <td>YT</td> </tr> </table>	Alberta	AB	Nova Scotia	NS	British Columbia	BC	Nunavut	NU	Manitoba	MB	Ontario	ON	New Brunswick	NB	Prince Edward Island	PE	Newfoundland and Labrador	NL	Quebec	QC	Northwest Territories	NT	Saskatchewan	SK			Yukon	YT
Alberta	AB	Nova Scotia	NS																											
British Columbia	BC	Nunavut	NU																											
Manitoba	MB	Ontario	ON																											
New Brunswick	NB	Prince Edward Island	PE																											
Newfoundland and Labrador	NL	Quebec	QC																											
Northwest Territories	NT	Saskatchewan	SK																											
		Yukon	YT																											
253–259	Canadian Postal Code	Canadian Postal Code																												
260	Corrected Report Indicator	Field normally blank; R = Corrected Report due to rescoring by ACT.																												
261–270	ACT Scale Scores E = English M = Mathematics R = Reading S = Science C = Composite	Range for each score is 01–36. A score of (--) means that test was omitted by student. If any score is (--), the Composite score is set to (--). Scores reported here for tests taken before 10/89 are estimated from concordance data. If English or Mathematics score originally reported was below 9, estimates are shown as (--). An estimated Composite score is reported if a Composite score was originally reported.																												
272–274	Sum of Scale Scores	Numeric sum of the 4 scale scores. If any score is (--), the sum is set to (---). Reported as (---) for estimated scores.																												
279–302	Interest Inventory	1 = Science, 2 = Arts, 3 = Social Service, 4 = Business Contact, 5 = Business Operations, 6 = Technical. "SS" (standard score) range is 20 to 80 or (--). Absence of scores (--) means too few responses for valid score.																												
303–308	Map Regions	Up to 3 regions; based on Interest Inventory scores; range for each is 01–12, or 99 (scores inconclusive), or scores missing (--).																												
311	College Choice Number	1 = First, 2 = Second, 3 = Third, 4 = Fourth, 5 = Fifth, 6 = Sixth. S = Supplemental (Additional Score Request). If residually tested: A = Module A: Full ACT Program; C = Module C: 4 tests only.																												
316–319	College Code	Your institution's ACT college code																												
320–333	ACT Scale Subscores	Range for each subscore is 01–18. A subscore of (--) means test was omitted by student. Reported as (--) if test taken before 10/89. UM = Usage/Mech EA = Elem Algebra SS = Soc Stud/Sci RH = Rhetorical Skills AG = Alg/Coord Geom AL = Arts/Lit GT = Plane Geom/Trig																												
334–347	National Norms for ACT Scale Subscores (Cumulative Percent)	Based on recent high school graduates who took the ACT in grades 10–12. Range is 01–99. If subscore is (--), norm for that score is set to (--).																												
	348–361	Institution Norms for ACT Subscores	Provided for participants in ACT Research Services only; see also fields 701–770.																											
	369–380	Interest Inventory Percentile Rank	Range is 01–99. If Interest Inventory scores are (--), percentile rank is also (--). Same categories as positions 279–302.																											
	381–388	Local ID Number	Normally blank; reports Local ID number if used by junior high academic talent search programs.																											
	391–400	Predictive Modeling Indices	All data are numeric. If no predictions made, fields set to blank.																											
	391–392	Mobility Index	Mobility Index score (range is 01–99)																											
	393–394	Institution Type Index	Institution Type Index score (range is 01–99)																											
	395–396	Selectivity Index	Selectivity Index score (range is 00–50 with an implied decimal)																											
	397–398	Institution Size Index	Institution Size Index score (range is 00–40 with an implied decimal)																											
	399–400	Interest-Major Fit Score	Interest-Major Fit score (range is 01–99)																											
	401–550	Student Profile Section (SPS) (items 1–135)	Refer to the Student Information booklet at www.act.org for SPS items and response values. Exceptions to information in the booklet include: Y = 1, N = 2.																											
	551–600	Student Email Address	If provided by student; 50 bytes; special characters are - _ . / @																											

POSITION	FIELD NAME	FIELD CONTENT
605	EOS Release	Y = 1, N = 2
606–607	Religious Affiliation	SPS 62
608–615	Race/Ethnicity	Student responds to race/ethnicity questions; reported only if authorized.
631–690	High School Course/Grade Information	Blank = No response or more than one response
631–660	Courses Taken or Planned	1 = Taken; 2 = Plan to take before graduation; 3 = Not taken/do not plan to take
661–690	Grades Earned	4 = A; 3 = B; 2 = C; 1 = D; 0 = F
691–700	State-Assigned Student ID Number (10 characters)	Reports Student ID number if Test Location (pos. 249) = S, test date is March 2013 or later, and if 10 characters or less. If State ID is less than 10 characters, the number will have leading zeros.
	701–770 College Admission Information (for participants in ACT Research Services only)	Normative percentiles and chance of 'C' or higher/'B' or higher ranges are 01–99; missing data are set to (--).
773–782	National Norms for ACT Scale Scores (Cumulative Percent)	Based on recent high school graduates who took the ACT in grades 10–12. Range is 01–99. If score is (--), norm for that score is set to (--).
783	Norms Type	0 = ACT-Tested Norms
	791–805 ACT Writing Results	For test events occurring in September 2015 and later.
791–792	Writing Subject Score	For test events beginning in September 2015. Range is 01–36. Score of (--) means writing test could not be scored; student did not take the writing test if blank.
796–797	Writing Domain Score: Ideas and Analysis	For test events beginning in September 2015. Range is 02–12. Domain score of (--) means writing test could not be scored; student did not take the writing test if blank.
798–799	Writing Domain Score: Development and Support	For test events beginning in September 2015. Range is 02–12. Domain score of (--) means writing test could not be scored; student did not take the writing test if blank.
800–801	Writing Domain Score: Organization	For test events beginning in September 2015. Range is 02–12. Domain score of (--) means writing test could not be scored; student did not take the writing test if blank.
802–803	Writing Domain Score: Language Use and Conventions	For test events beginning in September 2015. Range is 02–12. Domain score of (--) means writing test could not be scored; student did not take the writing test if blank.
804–805	Writing National Norms (Cumulative Percent)	Based on recent high school students who took the ACT writing test. Range is 01–99. If score is (--), norm for that score is set to (--).
	806–821 Additional Scores and Indicators	For test events occurring in September 2015 and later.
806–807	English Language Arts (ELA) Score	Range is 01–36. Score of (--) means student did not receive a score on English test, reading test or writing test.
808–809	English Language Arts (ELA) National Norms (Cumulative Percent)	Based on recent high school students who took the ACT writing test, English test and reading test. Range is 01–99. If score is (--), norm for that score is set to (--).
813–814	STEM Score	Range is 01–36. Score of (--) means student did not receive a score on math test or science test.
815–816	STEM National Norms (Cumulative Percent)	Based on recent high school students who took the ACT science test and math test. Range is 01–99. If score is (--), norm for that score is set to (--).
820	Understanding Complex Text Indicator	0 = Below proficiency 1 = Proficient 2 = Above proficiency (-) = Unable to calculate
821	Progress Toward Career Readiness Indicator	0 = insufficient progress toward an NCRC level 1 = progress toward Bronze level NCRC 2 = progress toward Silver level NCRC 3 = progress toward Gold level NCRC (-) = Unable to calculate

STATE CODES (positions 142–145)

	NUM.	ALPHA.		NUM.	ALPHA.
Alabama	01	AL	North Dakota	35	ND
Alaska	02	AK	Ohio	36	OH
Arizona	03	AZ	Oklahoma	37	OK
Arkansas	04	AR	Oregon	38	OR
California	05	CA	Pennsylvania	39	PA
Colorado	06	CO	Rhode Island	40	RI
Connecticut	07	CT	South Carolina	41	SC
Delaware	08	DE	South Dakota	42	SD
D.C.	09	DC	Tennessee	43	TN
Florida	10	FL	Texas	44	TX
Georgia	11	GA	Utah	45	UT
Hawaii	12	HI	Vermont	46	VT
Idaho	13	ID	Virginia	47	VA
Illinois	14	IL	Washington	48	WA
Indiana	15	IN	West Virginia	49	WV
Iowa	16	IA	Wisconsin	50	WI
Kansas	17	KS	Wyoming	51	WY
Kentucky	18	KY			
Louisiana	19	LA	Puerto Rico	52	PR
Maine	20	ME	Canada	53	CN
Maryland	21	MD	All Other	55	FN
Massachusetts	22	MA			
Michigan	23	MI	Marshall Islands	57	MH
Minnesota	24	MN	Northern Mariana	58	MP
Mississippi	25	MS	Micronesia	60	FM
Missouri	26	MO	American Samoa	61	AS
Montana	27	MT	Palau	62	PW
Nebraska	28	NE	Guam	63	GU
Nevada	29	NV	Virgin Islands	66	VI
New Hampshire	30	NH			
New Jersey	31	NJ	U.S. Military		
New Mexico	32	NM	Europe	85	AE
New York	33	NY	Stateside	86	AA
North Carolina	34	NC	Pacific	87	AP

