







ACT Aspire Product Comparison

Comparison of Summative and Periodic Assessments

- A comprehensive system with two major components: **Summative** and **Periodic Assessments**.
- Components that may be used **independently** or **together**.
- Data that educators can use to build **effective** learning programs focused on **college and career readiness**.

	Interim Assessments 	Classroom Assessments 	Summative Assessments 
Assessments	4 Interim Assessments, per grade, and per content area (16 Total)	10 Classroom Assessments, per grade, and per content area (40 Total)	1 Assessment per subject
Subject Areas	English, mathematics reading, science	English, mathematics reading, science	English, mathematics, reading, science and writing
Available Feedback	Within 24 hours, computer-based analysis and reporting	Within 24 hours, computer-based analysis and reporting	Approximately 46-60 days from the close of the official test window
Reports	District, School, Student/Parent, Teacher/Group, Item Response/Analysis	District, School, Student/Parent, Teacher/Group, Item Response/Analysis	State, District, Student/Parent, Teacher/Group
Response & Content Analysis Reporting	✓	✓	
Delivery	Online Only	Online Only	Online & Paper
Grades	3–EHS	3–8	3–EHS
Format	Fixed-format, computer- based, multiple choice	Fixed-format, computer- based, multiple choice	Multiple question types— constructed response, selected response, and technology enhanced
Length	45 minutes or less	10 to 15 minutes	Ranges from 40–75 minutes per subject based on subject & grade level
Reporting Categories	Interim Reporting Categories		Summative Reporting Categories

ACT Aspire Product Comparison

Features			
Links to ACT Academy Resources (Math, English, Reading and Science)	✓	✓	
Designed for Rapid, Ongoing Measurement of Student Progress	✓	✓	✓
Flexible Administration	✓	✓	✓
Connected to ACT College and Career Readiness Standards™	✓	✓	✓
Linked to ACT Readiness Benchmarks	✓		✓
REPORTING FEATURES			
Reporting Groups	✓	✓	✓
Number/Percentage Correct	✓	✓	✓
ACT Readiness Range			✓
Demographic Information			✓
Response and Content Analysis: Includes question, standard addressed average percentage correct for class, student responses by item	✓	✓	
National Percentile Rank	✓		✓
INDICATORS			
A Progress toward Career Readiness Indicator for students who test in grades 8–10 that is directly tied to the ACT National Career Readiness Certificate®			✓
Performance Level Indicators: “In Need of Support,” “Close,” “Ready,” and “Exceeding”			✓
A Progress with Text Complexity Indicator for students who test with reading	✓		✓
SCORES			
An English/Language Arts score for those students who test in English, reading, and writing			✓
A STEM score for students who test in science and mathematics			✓
A predicted ACT Composite score and predicted ACT Subject score for grades 7–10 (early high school)			✓
A predicted PreACT Composite score and predicted PreACT Subject score for grades 6-9			
Longitudinal Growth Indicators	✓		✓
Includes improvement ideas for all reporting categories to help with student success			✓
Relationship to the Performance Level Descriptors (PLDs)			✓