


Understanding Your Score Report

Your score report is accessible via the **Scores** tab in MyACT. This report provides you with details and analysis of the score report along with interest and career planning tools.

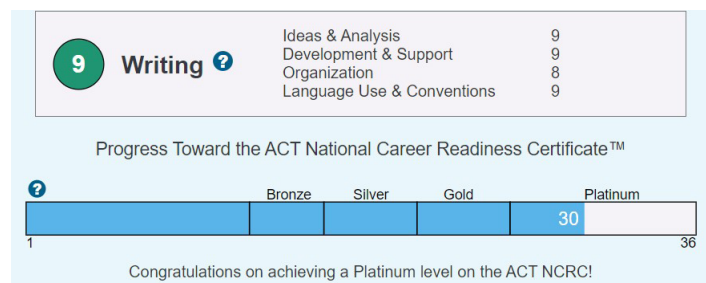
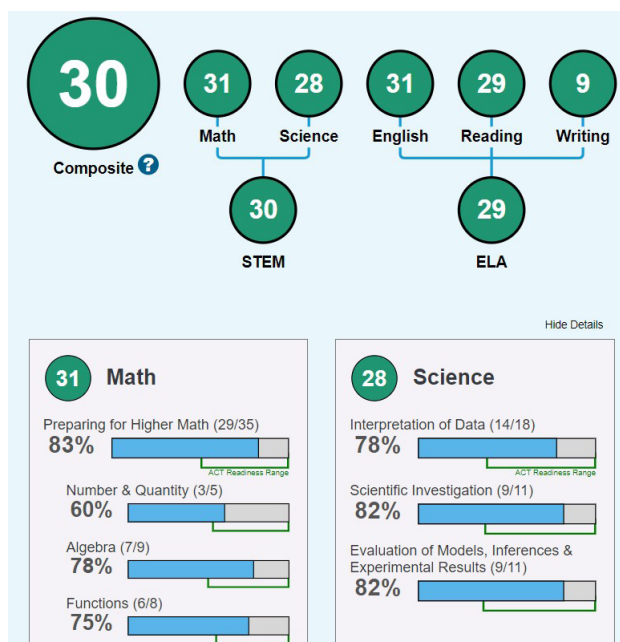
MyACT is mobile-accessible and user friendly. You can view all results on a computer, tablet, or mobile device.



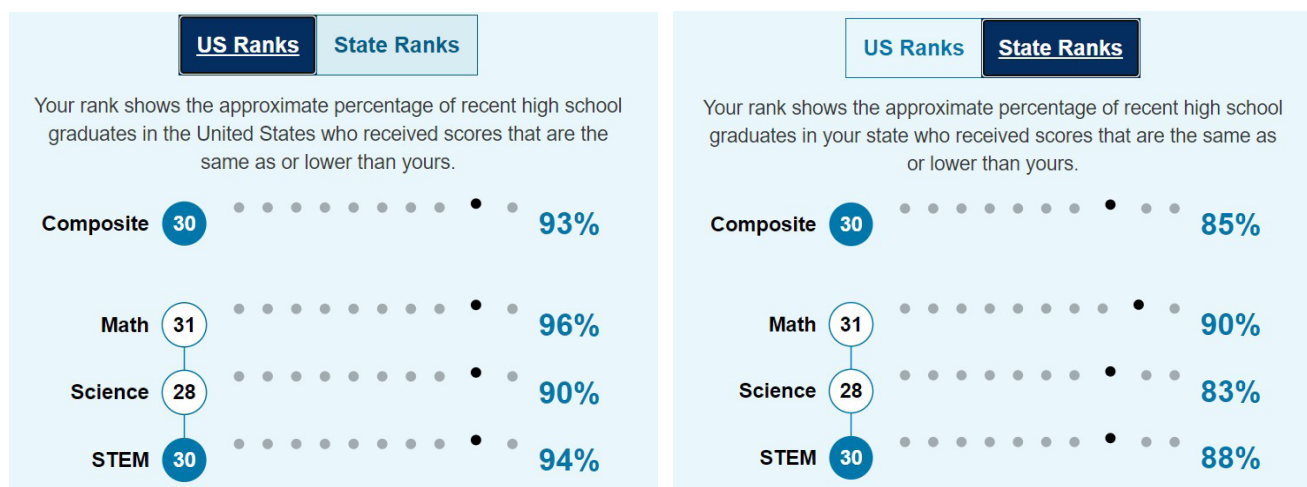
Explore Your Report

To access your score report and details, select **View Score Details** under your scores on the main home page, or navigate to the **Scores** tab after successful login to MyACT. Each of the options below may be explored in the report.

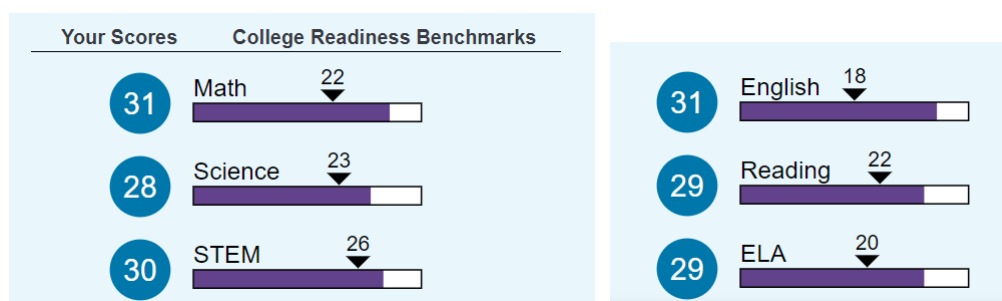
- **My Score Details** Get a detailed breakdown on your performance by subject area along with progress toward the ACT® National Career Readiness Certificate®.



- **How Do I Compare?** Explore US and state rankings of recent graduates in the United States and your state to see how your scores compare.



- **Am I Ready for College?** Compare your scores with college readiness benchmarks that predict success in the first year, based on ACT scores.



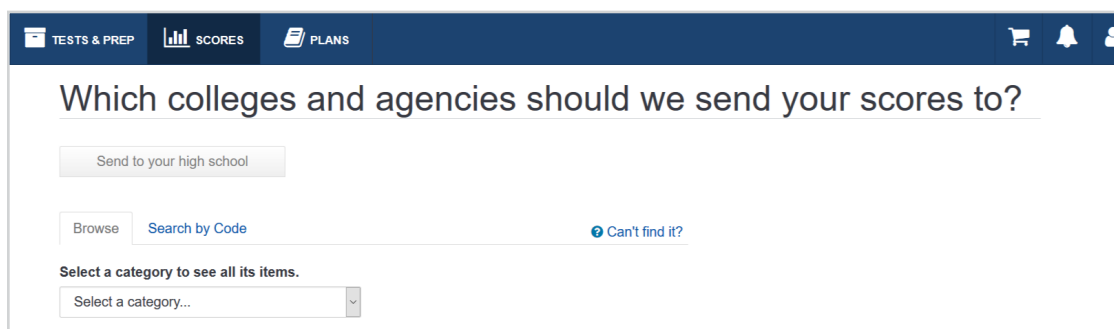
Make Sense of Your Scores

To help you understand your scores, ACT has resources to help interpret scores. Access the **Make Sense of Your Scores** button next to the score results. You can then view information for understanding scores, learning what makes up a Composite score, and details about standards and benchmarks.

Make Sense of Your Scores

Send Additional Score Reports

It's easy to send additional score reports using MyACT. From the **Scores** tab, select **Send this Score**. You can choose to send scores to your high school and search by state or county as well as by college/scholarship code. **REMEMBER:** Upon registration or within two days of the test, you may send four score reports as part of your registration fee.



The screenshot shows the MyACT user interface for sending score reports. At the top is a dark blue navigation bar with three tabs: 'TESTS & PREP', 'SCORES' (which is active and highlighted with a white bar), and 'PLANS'. To the right of the tabs are icons for a shopping cart, a notification bell, and a user profile. Below the navigation bar is a white content area with the heading 'Which colleges and agencies should we send your scores to?'. Under this heading is a button labeled 'Send to your high school'. Below that is a search section with a 'Browse' button, a 'Search by Code' button, and a link that says 'Can't find it?'. At the bottom of the search section is a dropdown menu with the text 'Select a category to see all its items.' and a placeholder 'Select a category...'.

MyACT Support

- To access MyACT, visit myact.org and sign in or create an account.
- For help getting started with MyACT, visit the Knowledge Hub and access the [MyACT Quick Start Guide](#).