

Ideas for Progress

Ideas for Progress are based on your scores. The improvement suggestions provided are a sample of the Ideas for Progress for your subject scale score. Your particular profile of strengths and weaknesses will influence which suggestions are most relevant for you. More information can be found at www.act.org/standards/ideasforprogress.

MATH

Number & Quantity

- recognize, identify, and apply basic properties of real numbers (e.g., commutative, associative, identities)

Algebra

- evaluate algebraic expressions and solve simple equations, using integers for Algebra

Functions

- use function notation to create equations that model real-world and mathematical problems

Geometry

- find area and perimeter of triangles and rectangles by substituting given values into standard geometric formulas

Statistics & Probability

- gather, organize, display, and analyze data in a variety of ways for use in problem solving

ENGLISH

Production of Writing

- read drafts with a partner and discuss how changing specific words or phrases would change each draft's purpose

- practice writing varied conclusions

Knowledge of Language

- revise drafts to make writing more concise and precise

Conventions of Standard English

- practice recognizing fused sentences or run-ons and how to separate them into two simpler, clearer sentences

- check drafts by circling the prepositions to ensure they are the ones intended

- find examples of commas used to set off parenthetical phrases in advertising copy or published authors' work

SAMPLE

SCIENCE

Interpretation of Data

- create a visual display that summarizes a set of raw data

Scientific Investigation

- read experiments, and identify the tools and measurements used

Evaluation of Models, Inferences & Experimental Results

- critique the claims and evidence presented by peers by citing examples from data sets that support or refute their claims

READING

Key Ideas & Details

- distinguish between what is most and least important in increasingly challenging texts

- distinguish between key concepts and subordinate ideas in a text and write a concise summary about one of the key concepts

- examine events in written or nonprint sources to determine the primary cause(s) and final outcome(s)

Craft & Structure

- research words and phrases from different sources, identifying their shades of meaning in various contexts or situations

- explain why an author may use one or more organizational patterns

- search for clues that suggest the viewpoint from which a challenging literary narrative is written or told and determine whether that point of view is reliable or biased

Integration of Knowledge & Ideas

- defend or challenge the author's or narrator's assertions by locating several key pieces of information in a text

- synthesize information from multiple informational texts to clarify understanding of important concepts and ideas

Next Steps



Practice! ACT offers a variety of resources to help students continue to prepare for the ACT test. Visit www.act.org/testprep to find solutions to fit your needs.

Sign up now! Register for the ACT at www.act.org.

For more information regarding using your PreACT Results please scan this code or visit <https://success.act.org/s/article/Using-Your-PreACT-Secure-Results>



RETENTION POLICY

We keep registration records for 5 years, answer documents for at least 1 year, and test scores indefinitely.

CORRECTING ERRORS ON YOUR REPORT

If you think there is an error in information or want to change information (e.g., address change, name change/correction), please contact your guidance counselor at school. Any changes must be requested by testing staff.

SAMPLE

PreACT Secure

Student Report

ANN C. TAYLOR

ACT ID: 123876

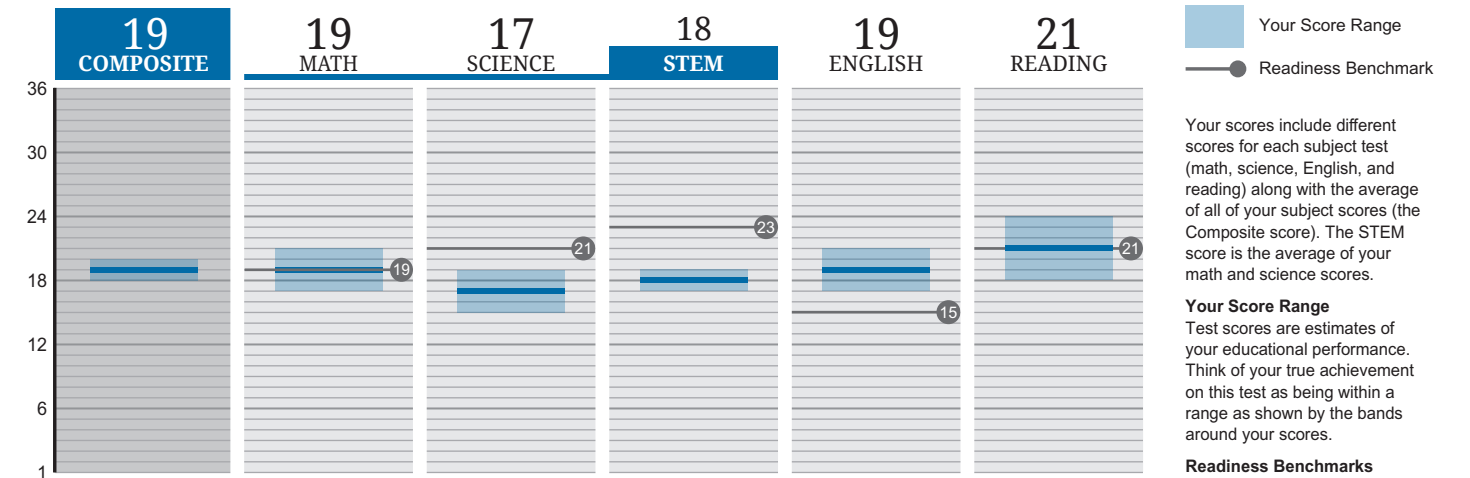
Test Date: March 8, 2025

WASHINGTON HIGH SCHOOL (Code: 123456)

Grade: 10

Your Composite Score is 19

This graph shows your scores and how they compare to the Readiness Benchmarks.



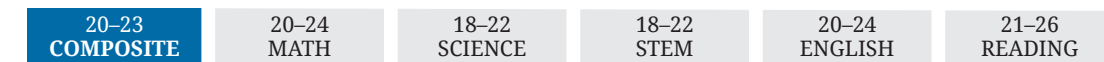
Your scores include different scores for each subject test (math, science, English, and reading) along with the average of all of your subject scores (the Composite score). The STEM score is the average of your math and science scores.

Your Score Range
Test scores are estimates of your educational performance. Think of your true achievement on this test as being within a range as shown by the bands around your scores.

Readiness Benchmarks
Students who score at or above the benchmark are on target to meet the ACT College Readiness Benchmark when they are in 11th or 12th grade.

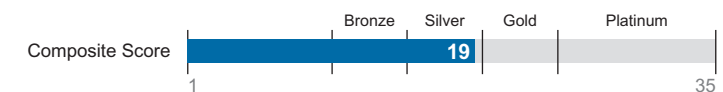
Your Predicted ACT Composite Score Range is 20–23

The predicted ACT score ranges assume you will have typical achievement growth and take the ACT test in spring of 11th grade.



Progress Toward the ACT National Career Readiness Certificate®

This indicator predicts the ACT National Career Readiness Certificate (ACT NCRC®) that students with this PreACT Composite score are likely to obtain. The ACT NCRC is an assessment-based credential that documents foundational work skills important for job success across industries and occupations. Visit www.act.org/NCRC-indicator to learn more.



Students with this Composite score are likely to obtain a Silver level on the ACT NCRC in the spring of 11th grade.

US Rank

| | |
|-----------|-----|
| Composite | 68% |
| Math | 74% |
| Science | 50% |
| STEM | 60% |
| English | 70% |
| Reading | 74% |

Your **US Rank** tells you the approximate percentage of students, in a comparison group that took PreACT, scoring at or below your score.

Your Detailed PreACT Results

The scores below represent your performance on reporting categories measured by the test. Reporting category designations are provided to help you to start to focus on strengths and weaknesses. Categories with only a few items may be less representative of your overall performance in that category.

| MATH | Correct/Total† | Percent Correct | ENGLISH | Correct/Total | Percent Correct |
|---|----------------|-----------------|----------------------------------|---------------|-----------------|
| Preparing for Higher Math | 13/21 | 62% | Production of Writing | 10/14 | 71% |
| • Number & Quantity | 3/3 | 100% | Knowledge of Language | 5/7 | 71% |
| • Algebra | 3/5 | 60% | Conventions of Standard English | 14/24 | 58% |
| • Functions | 4/5 | 80% | READING | | |
| • Geometry | 2/5 | 40% | Key Ideas & Details | 10/14 | 71% |
| • Statistics & Probability | 1/3 | 33% | Craft & Structure | 4/8 | 50% |
| Integrating Essential Skills | 7/15 | 47% | Integration of Knowledge & Ideas | 2/3 | 67% |
| Modeling | 4/10 | 40% | | | |
| SCIENCE | | | | | |
| Interpretation of Data | 6/12 | 50% | | | |
| Scientific Investigation | 6/10 | 60% | | | |
| Evaluation of Models, Inferences & Experimental Results | 2/8 | 25% | | | |

* About the PreACT test and score scale

The PreACT is shorter than the ACT and is based on a subset of ACT test specifications. The PreACT test scores align to the 1–36 ACT score scales, but PreACT Secure has a maximum score of 35.

† Math test questions can map to multiple reporting categories, so totals will exceed the number of questions on test.

Composite Score: For each test we converted your number of correct answers into a 1 to 35 score. Your Composite score is the average of your scores on the four subject tests (math, science, English, and reading) rounded to the nearest whole number. If you left any test completely blank, that score is reported as two dashes and no Composite score is computed.

STEM: Science, Technology, Engineering, and Math.

Benchmark and US Ranks are for Spring 10th grade.