Understanding *and* using *the* ACT score report



How to get the most out of your score report

Your scores

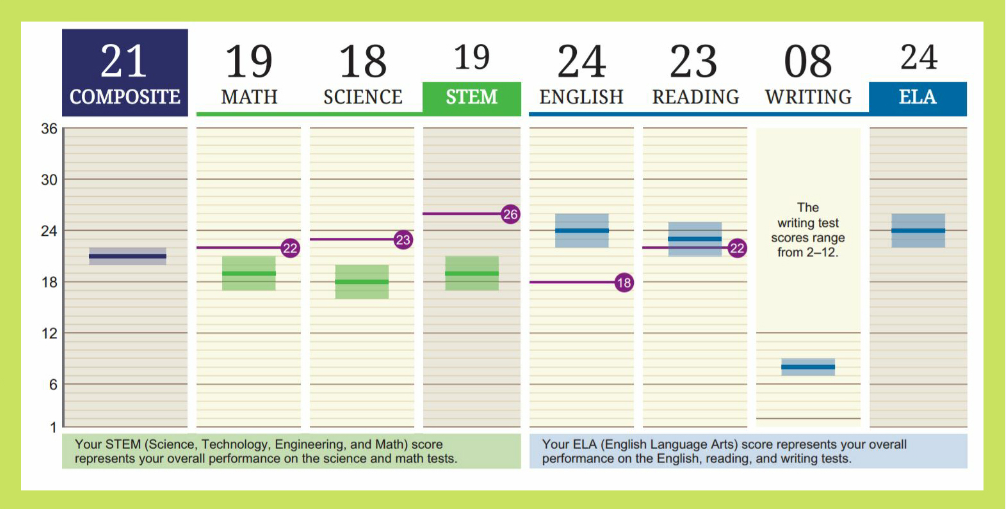

The writing test scores range from 2–12.

Your STEM (Science, Technology, Engineering, and Math) score represents your overall performance on the science and math tests.

Your ELA (English Language Arts) score represents your overall performance on the English, reading, and writing tests.

This box contains your **ACT® test scores**, including subject test scores, STEM score, and ELA score, all ranging from 1 to 36 (except writing, which ranges from 2 to 12).

Let's break them down:

ACT Composite score

The **ACT Composite score** is the “overall” average of your multiple-choice subject test scores.

USE IT! | Check this score against the ACT Composite scores expected by colleges you want to attend.

21
COMPOSITE

Subject test scores

These scores (one each for math, science, English, reading, and writing [optional]), measure your college readiness in each subject area.

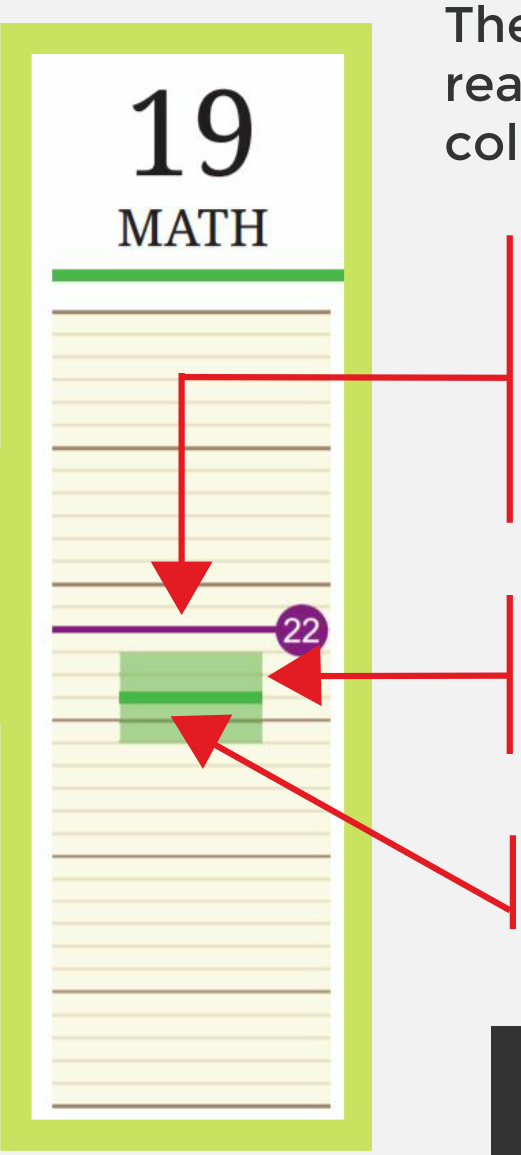

The purple line is the **college readiness benchmark** (where you have a 50% chance of obtaining a B or higher or 75% chance of getting a C or higher in first-year college course).

The green box around the line is your **score range** (your true achievement on the test, within standards of error).

The solid green line is your **subject test score.**

USE IT! | You can use subject test scores to determine which subjects need more focus before graduation.

STEM and ELA scores

24
ELA

19
STEM

The **ELA score** is the average of your English, reading, and writing tests (if you took the writing test–if not, no ELA score is reported).

USE IT!

These scores can help you pursue degrees related to STEM or language arts.





The **STEM score** is the average of your science and math scores. This can help gain acceptance into institutions, majors, or programs with a heavy STEM focus.

US and state rankings

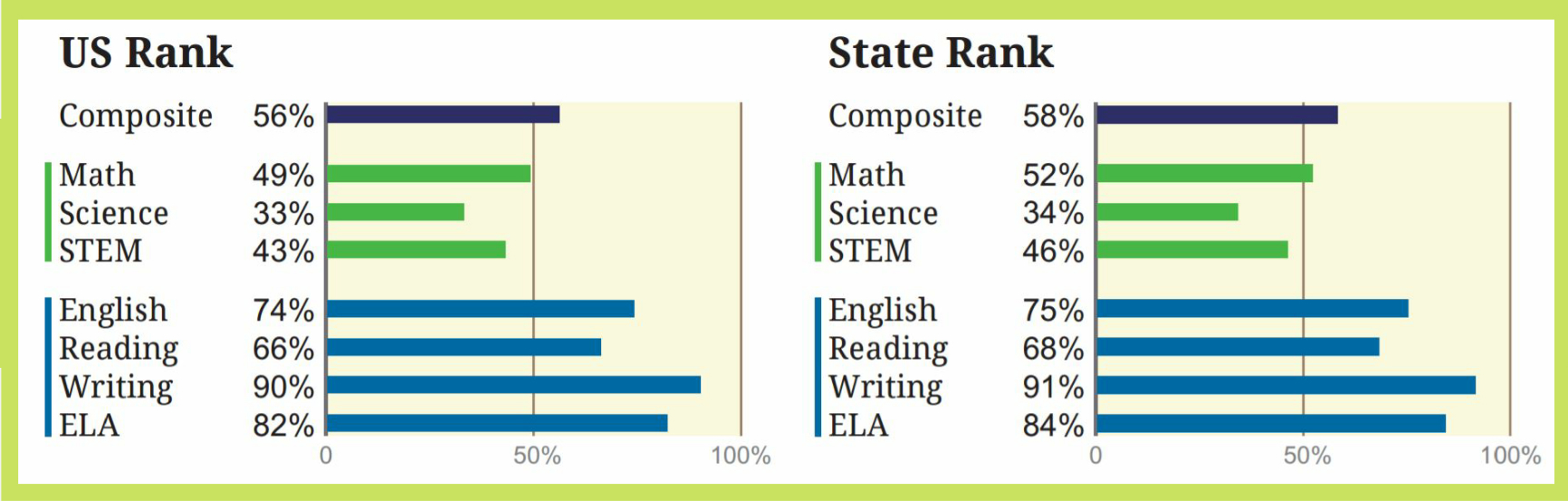

The **US rank** and **state rank** shows how your scores compare to those of other students across the country and in your state.

USE IT!

See how your scores compare to students who are competing for college admissions.

Detailed results

This section shows how many questions were included for each category, your percentage of correct answers, and whether you scored within the **ACT Readiness Range** (where a student who met this college readiness benchmark would perform).



MATH	19		ACT Readiness Range	
Preparing for Higher Math	22 of 35	63%		✓
• Number & Quantity	5 of 5	100%		✓
• Algebra	5 of 8	63%		
• Functions	6 of 8	75%		✓
• Geometry	4 of 8	50%		
• Statistics & Probability	2 of 6	33%		
Integrating Essential Skills	11 of 25	44%		
Modeling	9 of 22	41%		

USE IT! Like subject test scores, you can use this information to determine future coursework in areas of study that might need additional focus before college.

College and career planning

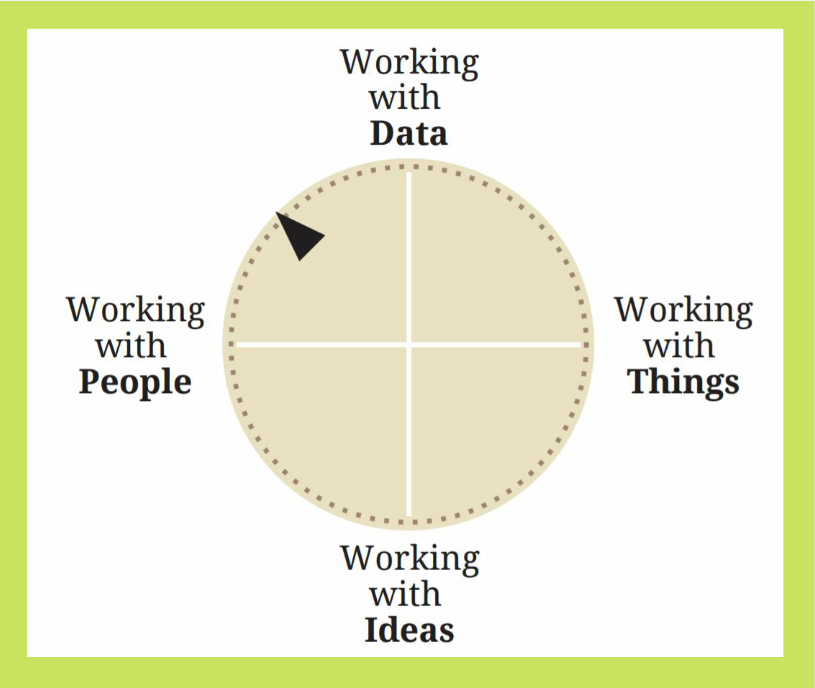

This shows which kinds of **majors and careers** might be right for you, based on ACT Interest Inventory results. In this example, the student may prefer finding a profession that involves working with data and people.

USE IT! This can help with decisions on majors and career paths.

Interest-major fit

Interest-major fit indicates if your interests match the major you plan to enter.

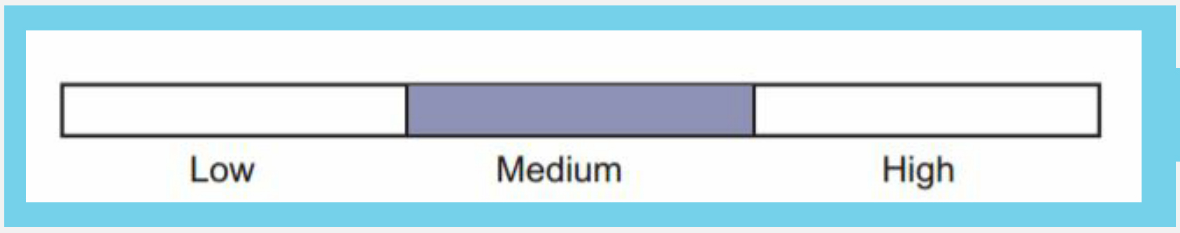

USE IT! Use this information to determine whether the major you want to pursue is a good fit.

Progress toward the ACT NCRC®



This gives an early estimate of achievement on the ACT National Career Readiness Certificate™, a job skills credential accepted by thousands of businesses nationwide.

USE IT! You can learn more about earning the ACT NCRC to help your employability at **www.act.org/certificate**.

Typical Composite score on a retest

This indicator can help you decide whether to take the ACT test again and get a higher score, which can improve access to colleges and financial aid.

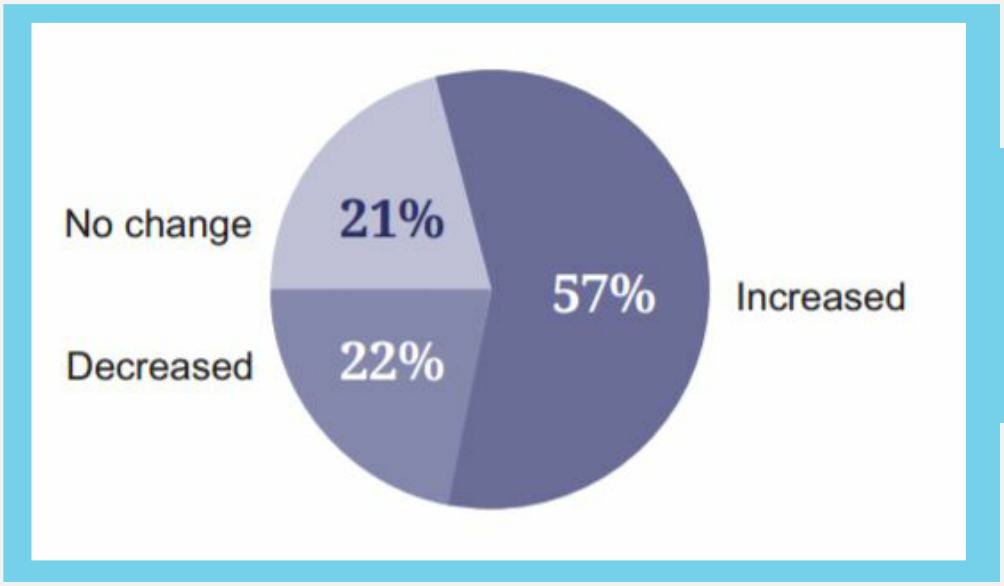

USE IT!

Remember, a single point gain can make a huge difference for college and financial aid opportunities.

www.act.org/the-act

The ACT®